

WOOFER LF18G400

Professional Low Frequency Transducer

The LF18G400 is a 18-inch woofer with linear frequency response characteristics and very high power handling. The LF18G400 uses a fibre loaded cone assembly along with a high excursion triple roll, constant geometry surround. This combination provides remarkable strength and a peak to peak maximum excursion of 50 mm. Special features of this 18 are the unique T-pole, curved against voice coil over-driving and the 14 mm top plate for best control and power handling.

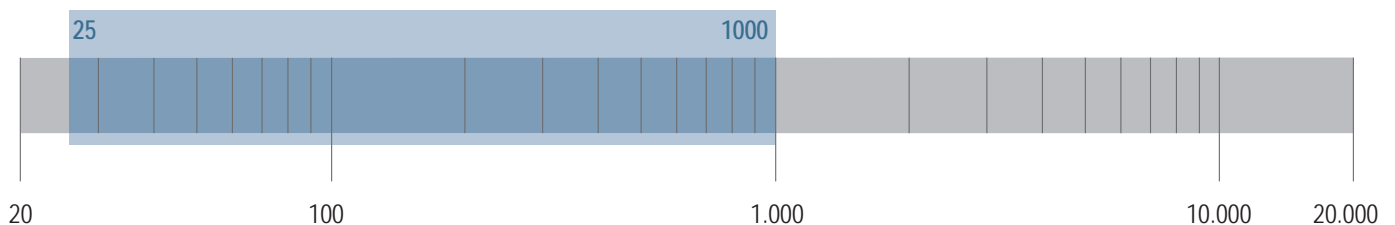
PART NUMBER 11185008

Features

- 4-inch, fibreglass inside-outside copper voice coil
- 2000 Watt continuous program power handling
- 97.5 dB Sensitivity
- 25 Hz - 1 kHz Frequency range
- T-pole, curved on top. 14 mm top plate for minimum power compression
- Dual spider design with silicon based dampening control
- Triple-roll surround and corrugated straight cone geometry

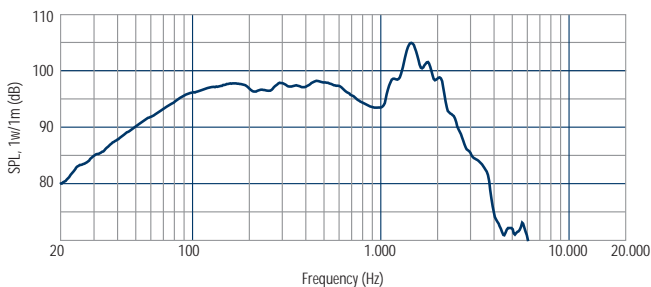
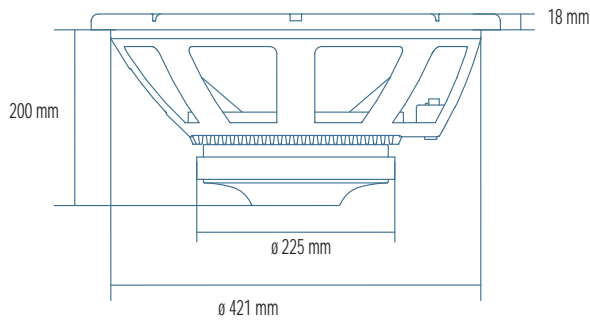
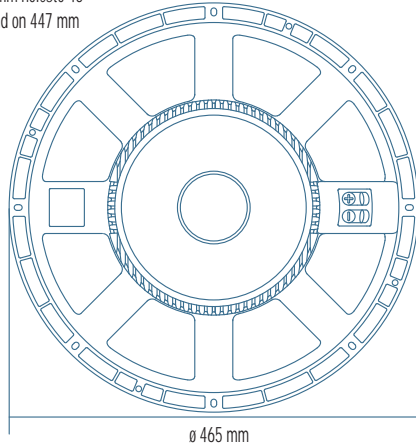
Applications

The LF18G400 is ideal for use in applications where incredible power handling, long excursion and perfect control is required. Ideal for high quality professional bass reflex and bass-horn systems. The robust mechanical design and optimised weight of the device make it desirable for use in fixed installation or portable professional loudspeaker systems.

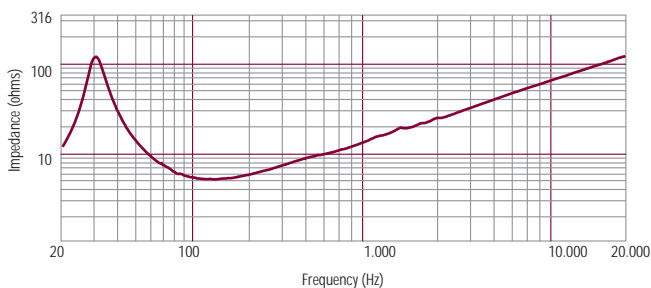




8 x ϕ 6,5 mm holesto 45°
on 442 and on 447 mm



Frequency response curve of the loudspeaker taken in a hemispherical, free field environment and mounted in a closed box with an internal volume of 600 litres (21.2 cu.ft) enclosing the rear of the driver.



Impedance magnitude curve measured in free air.

General Specifications

Nominal Diameter	460/18	mm/inch
Rated Impedance	8	ohm
Program Power ¹	2000	Watts
Power handling capacity ²	1000	Watts
Sensitivity ³	97.5	dB
Frequency Range	25 - 1000	Hz
Effective Piston Diameter	395/15.6	mm/inch
Max Excursion Before Damage (peak to peak)	50/2.0	mm/inch
Minimum Impedance	6.0	ohm
Voice Coil Diameter	100/4	mm/inch
Voice Coil Material	Copper	
Voice Coil Winding Depth	25/1.0	mm/inch
Number of layers	2	
Kind of layer	inside/outside	
Top Plate Thickness	14/0.55	mm/inch
Cone Material	No pressed pulp	
Cone Design	Straight	
Surround Material	Polycotton	
Surround Design	Triple roll	

Thiele - Small Parameters ⁴

Resonance frequency	Fs	28	Hz
DC resistance	Re	5.1	ohm
Mechanical factor	Qms	4.6	
Electrical factor	Qes	0.29	
Total factor	Qts	0.27	
BL Factor	BL	24.2	T · m
Effective Moving Mass	Mms	190	gr
Equivalent Cas air load	Vas	360	liters
Effettive piston area	Sd	0.122	m ²
Max. linear excursion (mathematical) ⁵	Xmax	9.0	mm
Voice - coil inductance @ 1KHz	Le1K	2.5	mH
Half-space efficiency	Eff	2.63	%

Mounting Information

Overall Diameter	465/18.3	mm/inch
Bolt Circle Diameter	442-447/17.4-17.6	mm/inch
Bolt Hole Diameter	6.5/0.3	mm/inch
Front Mount Baffle Cut-out	424/16.7	mm/inch
Rear Mount Baffle Cut-out	424/16.7	mm/inch
Depth	210/8.3	mm/inch
Volume occupied by the driver ⁶	7.0/0.25	liters/ft3

Shipping Information

Net Weight	13.3/29.3	Kg/Lbs
Shipping Weight	14.3/31.5	Kg/Lbs

Notes to Specifications

1 Program Power is defined as 3 dB greater than AES power. - 2 AES standard. - 3 Sensitivity measurement is based on a 100-500 Hz pink noise signal with input power of 2.83V @ 8 Ohms. - 4 Thiele-Small parameters are measured after a 2 hour warm up period running the loudspeaker at full power handling capacity. - 5 The maximum linear excursion is calculated as: $(Hvc - Hg)/2 + Hg/4$ where Hvc is the voice coil depth and Hg the gap depth. - 6 Calculated for front mounting on 18 mm thick board.