


3" - SHIELDED PAPER CONE DRIVER - 80 mm

CLASSIC SERIES

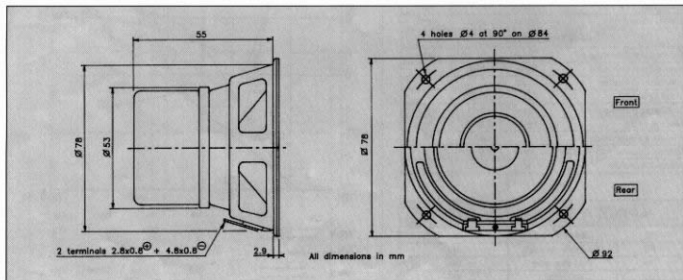
Shielded magnet for audio/video
 Extended bass response (Fs : 82 Hz)
 Paper cone
 Foam suspension
 Long excursion
 High temperature voice coil
 Stamped steel chassis

Anti-magnétique pour audio/vidéo
 Réponse étendue dans le grave (Fs : 82 Hz)
 Cône papier
 Suspension mousse
 Grande excursion
 Bobine haute température
 Châssis acier embouti



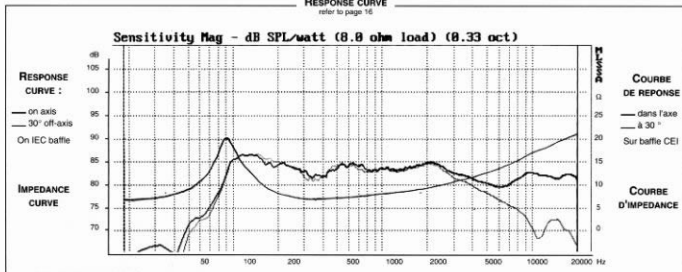
The compact size, low resonance and long throw capabilities of this driver make it ideal for use in mini enclosure systems. The paper cone and foam suspension combine to produce a well extended frequency response. The high temperature 3/4" voice coil ensures good power handling. The magnet structure is fully shielded (compensation magnet + shield) for audio/video application. The "Suggested applications" charts indicate various driver loads. The response curves shown on the diagram indicate the predicted low end response of the driver in the suggested box volume (Vb) with suggested port (Dp-Lp).

Ce haut-parleur très compact, 78 mm, combine une bande passante étendue à de réelles possibilités de longues excursions. La résonance extrêmement basse pour sa taille le destine plus particulièrement à de petites enceintes, satellites triphonique, ... La bobine haute température sur support aluminium autorise une puissance admissible importante. Il est doté d'une contre-ferrite et d'un capot anti-magnétique (application audio/vidéo). Le tableau "Suggested applications" indique différents types de charge. Les courbes publiées correspondent à la réponse dans le grave pour un volume (Vb) et une dimension d'évent donnée (Vp-Lp).



RESPONSE CURVE

refer to page 16


SPECIFICATIONS

Technical Characteristics	Symbol	Value	Units
---------------------------	--------	-------	-------

PRIMARY APPLICATION

Nominal Impedance	Z	8	Ω
Resonance Frequency	Fs	82	Hz
Nominal Power Handling	P	20	W
Sensitivity	E	83	dB

VOICE COIL

Voice coil diameter	\varnothing	20	mm
Minimum Impedance	Zmin	7,4	Ω
DC Resistance	Re	6,1	Ω
Voice Coil Inductance	Lbm	0,26	mH
Voice coil Length	h	7	mm
Former	-	Aluminium	-
Number of layers	n	2	-

MAGNET

Magnet dimensions	$\varnothing \times h$	2 (45x 9)	mm
Magnet weight	m	0,106	kg
Flux density	B	0,8	T
Force factor	BL	2,85	NA
Height of magnetic gap	He	4	mm
Stray flux	Fmag	58	Am ²
Linear excursion	Xmax	$\pm 1,5$	mm

PARAMETERS

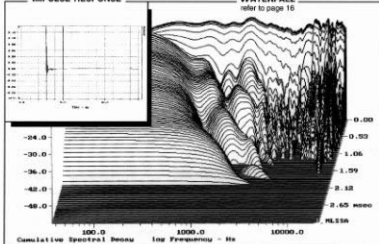
Suspension Compliance	Cms	$1,46 \cdot 10^{-3}$	mN ⁻¹
Mechanical Q Factor	Qms	2,28	-
Electrical Q Factor	Qes	0,99	-
Total Q Factor	Qts	0,69	-
Mechanical Resistance	Rms	0,58	kg s ⁻¹
Moving Mass	Mms	$2,55 \cdot 10^{-3}$	kg
Effective Piston Area	S	$0,29 \cdot 10^{-2}$	m ²
Volume Equivalent of Air at Cas	Vas	$1,8 \cdot 10^{-3}$	m ³
Mass of speaker	M	0,31	kg

APPLICATION PARAMETERS

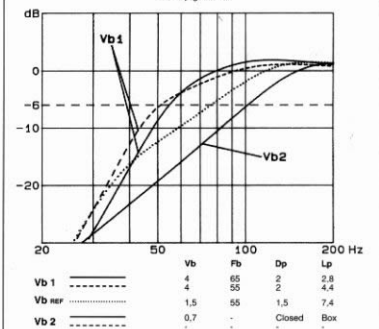
Vb	Box volume	dm ³
Fb	Tuning frequency	Hz
Dp	Port diameter	cm
Lp	Port length	cm

IMPULSE RESPONSE
WATERFALL

refer to page 16


SUGGESTED APPLICATIONS

refer to page 8 to 13



Please refer to method of measurement and measurement conditions pages 15 to 19.

Audax may, without prior notification modify the specifications on its products further to research and development requirements.