


## 1" - SHIELDED SOFT DOME - 25 mm

Shielded magnet for audio/video  
 1" impregnated textile dome  
 Polymer face plate  
 reinforced glass fiber  
 Replaceable voice coil assembly  
 Ferrofluid cooled voice coil  
 Vented pole piece

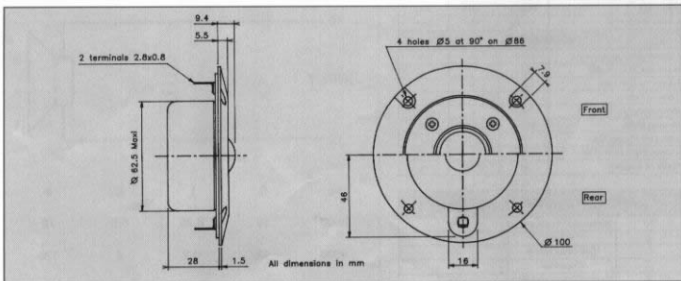
Anti-magnétique pour audio/vidéo  
 Dôme 25 mm textile  
 Face polymère  
 renforcée fibre de verre  
 Equipage mobile interchangeable  
 Bobine refroidie par ferrofluide  
 Noyau ventilé



The carefully designed "catenary" profile of this critically damped, soft textile dome allows clarity of sound reproduction, together with high efficiency from 4 kHz to 20 kHz  $\pm 2$  dB, high power handling capacity of 70 Wrms. Easily coupled with 2nd order crossover as shown Fig 1. Two crossover points are suggested for adequate power handling.

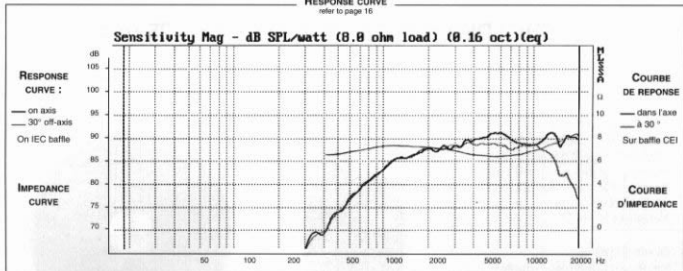
A shielded magnet system makes it ideally suited for audio-video and multimedia systems, the vented pole piece and tuned cavity equalize the dome pressure and reduce the resonance frequency.

Doté d'un dôme souple de 25 mm en textile imprégné, d'un profil "chainette" optimisé et d'un traitement amortissant, ce tweeter particulièrement musical conjugue les avantages d'un rendement élevé, d'une linéarité exceptionnelle, de 4 kHz à 20 kHz  $\pm 2$  dB et d'une puissance admissible de 70 Wrms. Il peut être filtré au second ordre (12 dB/Oct) selon le schéma Fig 1. Deux fréquences de coupure sont proposées afin d'obtenir la tenue en puissance adéquate. Ce tweeter comporte une contre-ferrite et un capot anti-magnétique (application audio-vidéo). Le noyau ventilé et la cavité accordée libèrent totalement le dôme et abaissent la fréquence de résonance.



**RESPONSE CURVE**

refer to page 16


**SPECIFICATIONS**

Technical Characteristics	Symbol	Value	Units
---------------------------	--------	-------	-------

**PRIMARY APPLICATION**

Nominal impedance	Z	8	$\Omega$
Resonance Frequency	Fs	1000	Hz
Nominal Power Handling	P	70	W
Sensitivity	E	90	dB

**VOICE COIL**

Voice coil diameter	$\varnothing$	25	mm
Minimum impedance	Zmin	6,7	$\Omega$
DC Resistance	Re	5,8	$\Omega$
Voice Coil Inductance	Lbm	25	$\mu$ H
Voice coil Length	h	1,6	mm
Former	-	Aluminium	-
Number of layers	n	2	-

**MAGNET**

Magnet dimensions	$\varnothing \times h$	(60x10)-(45x8)	mm
Magnet weight	m	0,15	kg
Flux density	B	1,3	T
Force factor	BL	2,2	NA <sup>-1</sup>
Height of magnetic gap	He	3	mm
Stray flux	Fmag	8	Am <sup>-1</sup>
Linear excursion	Xmax	$\pm 0,3$	mm

**PARAMETERS**

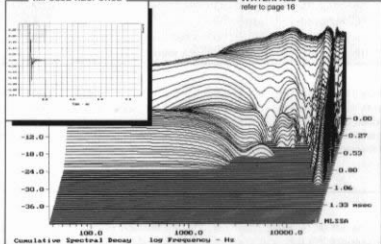
Suspension Compliance	Cms	-	mN <sup>-1</sup>
Mechanical Q Factor	Qms	-	-
Electrical Q Factor	Qes	-	-
Total Q Factor	Qts	-	-
Mechanical Resistance	Rms	-	kg s <sup>-1</sup>
Moving Mass	Mms	$0,29 \cdot 10^{-4}$	kg
Effective Piston Area	S	$6,2 \cdot 10^{-4}$	m <sup>2</sup>
Volume Equivalent of Air at Cas	Vas	-	m <sup>3</sup>
Mass of speaker	M	0,35	kg

**APPLICATION PARAMETERS**

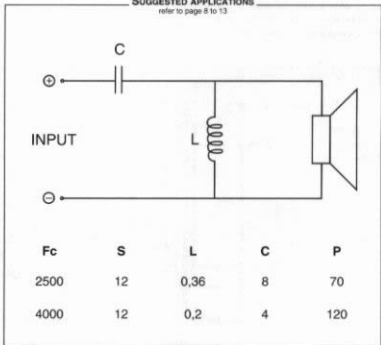
Fc	Crossover Frequency	Hz
S	Slope	dB / Oct.
L	Self-inductance	mH
C	Capacitor	$\mu$ F
P	Nominal Power Handling	W

**IMPULSE RESPONSE**
**WATERFALL**

refer to page 16


**SUGGESTED APPLICATIONS**

refer to page 8 to 13



Please refer to method of measurement and measurement conditions pages 15 to 19.

Audax may, without prior notification modify the specifications on its products further to research and development requirements.