


1" - SHIELDED PURE TITANIUM DOME - 25 mm

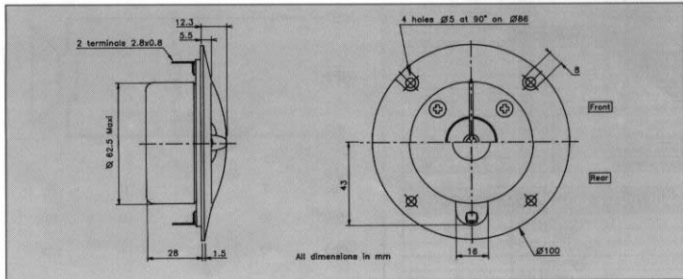
Pure Titanium dome
Soft polymer suspension
Shielded magnet for audio/video
Vented pole piece - Tuned cavity
Replaceable voice coil assembly
Injected polymer face plate
Ferrofluid cooled voice coil

Dôme Titane pur
Suspension polymère souple
Anti-magnétique pour audio/vidéo
Noyau ventilé - Cavité accordée
Équipage mobile amovible
Face polymère injectée renforcée
Bobine refroidie par ferrofluide



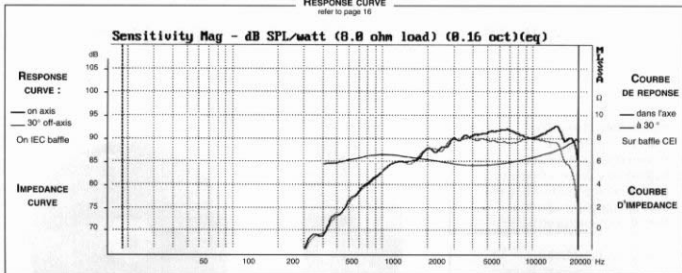
Pure Titanium, as used in this dome, has the highest strength-to-weight ratio known to science. The moving assembly is critically coupled with the face plate geometry, integrating a high precision acoustic lens with an adjusted suspension for optimized diaphragm control. A tuned cavity designed together with a shielded magnet structure reduces the fundamental resonance of the dome. This results in a superb transient response, dynamic sound reproduction and detailed imaging. Easily coupled with 2nd order crossover as shown Fig 1. Two crossover points are suggested for adequate power handling.

La matière de ce dôme, Titane pur, a le meilleur ratio poids/rigidité connu à ce jour. La géométrie de la face avant qui intègre une lentille acoustique très précise et une charge optimisée de la suspension contrôle parfaitement la performance de l'équipage mobile. La structure du moteur, antimagnétique, intègre cavité accordée et bouclier antimagnétique, ce qui a pour effet de réduire la fréquence de résonance. La réponse transitoire est exceptionnelle, la reproduction sonore est dynamique, les micro-informations sont reproduites au-delà du seuil audible. Il peut être filtré au second ordre (12 dB/Oct) selon le schéma Fig 1. Deux fréquences de coupure sont proposées afin d'obtenir la tenue en puissance adéquate.



RESPONSE CURVE

refer to page 16


SPECIFICATIONS

Technical Characteristics	Symbol	Value	Units
---------------------------	--------	-------	-------

PRIMARY APPLICATION

Nominal Impedance	Z	8	Ω
Resonance Frequency	Fs	1050	Hz
Nominal Power Handling	P	80	W
Sensitivity	E	92	dB

VOICE COIL

Voice coil diameter	\varnothing	25	mm
Minimum Impedance	Zmin	7	Ω
DC Resistance	Re	5,8	Ω
Voice Coil Inductance	Lbm	25	μ H
Voice coil Length	h	1,6	mm
Former	-	Aluminium	-
Number of layers	n	2	-

MAGNET

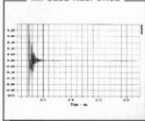
Magnet dimensions	$\varnothing \times h$	(60x12)±(45x3)	mm
Magnet weight	m	0,15	kg
Flux density	B	1,3	T
Force factor	BL	2,2	NA ⁴
Height of magnetic gap	He	3	mm
Stray flux	Fmag	8	Am ²
Linear excursion	Xmax	±0,3	mm

PARAMETERS

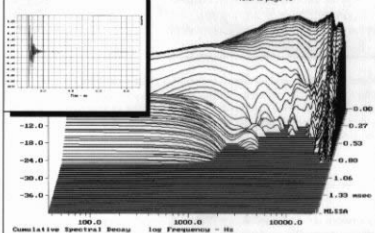
Suspension Compliance	Cms	-	mN ⁻¹
Mechanical Q Factor	Qms	-	-
Electrical Q Factor	Qes	-	-
Total Q Factor	Qts	-	-
Mechanical Resistance	Rms	-	kg s ⁻¹
Moving Mass	Mms	0,31.10 ⁻³	kg
Effective Piston Area	S	6,2.10 ⁻⁴	m ²
Volume Equivalent of Air at Cas	Vas	-	m ³
Mass of speaker	M	0,37	kg

APPLICATION PARAMETERS

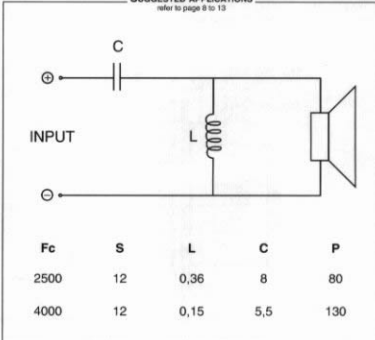
Fc	Crossover Frequency	Hz
S	Slope	dB / Oct.
L	Self-inductance	mH
C	Capacitor	μ F
P	Nominal Power Handling	W

IMPULSE RESPONSE

WATERFALL

refer to page 16


SUGGESTED APPLICATIONS

refer to page 8 to 13



Please refer to method of measurement and measurement conditions pages 15 to 19.

Audax may, without prior notification modify the specifications on its products further to research and development requirements.