

13" - PAPER CONE DRIVER - 330 mm

4 Ω

CAR LINE

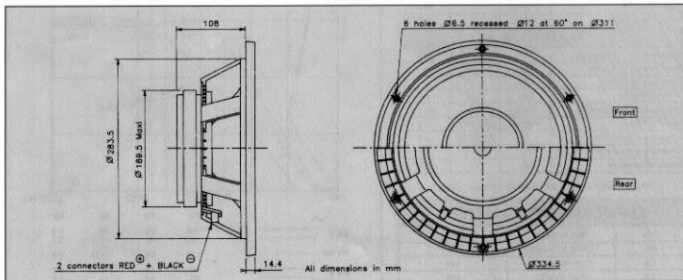
High power 150 W automotive application
Coated textile suspension
Ultra stiff die cast chassis
Heat sink design
Vented pole piece
Kapton voice coil former (70 mm Ø)
Flat copper wire
Gold plated binding post

Application automobile forte puissance
Suspension toile traitée
Châssis moulé ultra-rigide
Ailettes de refroidissement
Noyau ventilé
Bobine sur support Kapton (Ø 70 mm)
Fil cuivre plat sur chant
Bornes plaquées or



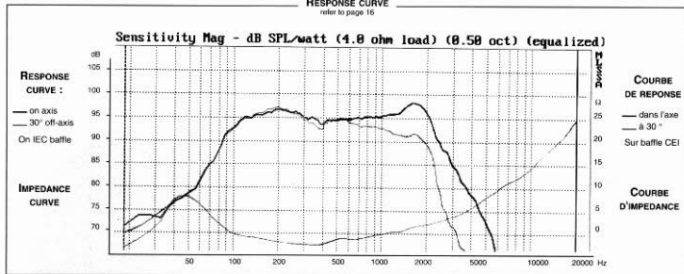
High power handling (150 W IEC - 300 W MUSIC), and high efficiency (96 dB) make this 13" woofer especially well suited for automotive applications (4 Ω). High heat dissipation with heatsink designed Zamak die cast chassis, edgewound flat copper wire mounted onto a fiberglass reinforced Kapton former and vented pole piece. Gold plated binding posts fitted onto the ultra-stiff Zamak die cast chassis are designed to accept large diameter cables. The "suggested applications" charts indicate various driver loads. The response curves shown on the diagram indicate the predicted low end response of the driver in the suggested box volume (Vb) with suggested port (Dp-Lp).

Ce haut-parleur de 330 mm à haut rendement (96 dB), haute tenue en puissance (150 W) est particulièrement destiné à des systèmes automobiles haut de gamme (4 Ω). Une structure magnétique largement dimensionnée (180 mm) est associée au châssis Zamak moulé ultra rigide, comportant des ailettes de refroidissement et au noyau ventilé assurant une dissipation optimisée de la chaleur. La bobine est sur support Kapton renforcé fibre de verre en fil de cuivre plat sur chant. Les borniers plaqués or permettent l'utilisation de câbles de forte section. Le tableau "Suggested applications" indique différents types de charge. Les courbes publiées correspondent à la réponse dans le grave pour un volume (Vb) et une dimension d'évent donnée (Dp-Lp).



RESPONSE CURVE

refer to page 16



SPECIFICATIONS

Technical Characteristics	Symbol	Value	Units
---------------------------	--------	-------	-------

PRIMARY APPLICATION

Nominal Impedance	Z	4	Ω
Resonance Frequency	Fs	46,8	Hz
Nominal Power Handling	P	150	W
Sensitivity	E	96	dB

VOICE COIL

Voice coil diameter	\varnothing	70	mm
Minimum Impedance	Zmin	4,1	Ω
DC Resistance	Re	2,7	Ω
Voice Coil Inductance	Lbm	0,49	mH
Voice coil Length	h	14,6	mm
Former	-	Kapton	-
Number of layers	n	1	-

MAGNET

Magnet dimensions	\varnothing x h	184 X 20	mm
Magnet weight	m	1,91	kg
Flux density	B	1,2	T
Force factor	BL	11,1	NA'
Height of magnetic gap	He	7	mm
Stray flux	Fmag	-	Am'
Linear excursion	Xmax	$\pm 3,8$	mm


PARAMETERS

Suspension Compliance	Cms	$0,2 \cdot 10^{-5}$	mN'
Mechanical Q Factor	Qms	1,65	-
Electrical Q Factor	Qes	0,45	-
Total Q Factor	Qts	0,35	-
Mechanical Resistance	Rms	10,5	kg s ⁻¹
Moving Mass	Mms	$59 \cdot 10^{-3}$	kg
Effective Piston Area	S	$5,38 \cdot 10^{-1}$	m ²
Volume Equivalent of Air at Cas	Vas	$80 \cdot 10^{-3}$	m ³
Mass of speaker	M	8	kg

APPLICATION PARAMETERS


Vb	Box volume	dm ³
Fb	Tuning frequency	Hz
Dp	Port diameter	cm
Lp	Port length	cm

IMPULSE RESPONSE



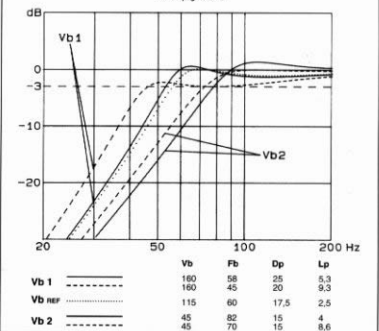
WATERFALL

refer to page 16



SUGGESTED APPLICATIONS

refer to page 8 to 13



Please refer to method of measurement and measurement conditions pages 15 to 19.

Audax may, without prior notification modify the specifications on its products further to research and development requirements.