


### 1" - SOFT DOME - 25 mm

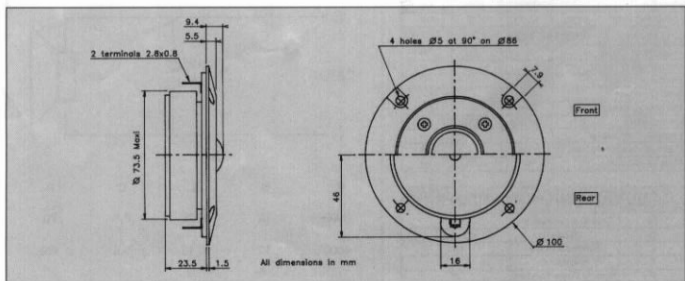
"Catenary" profile  
 Replaceable voice coil assembly  
 1" impregnated textile dome  
 Injected polymer face plate  
 reinforced glass fiber  
 High efficiency - 92 dB / W/m  
 Perfect linearity

Dôme profil "chainette"  
 Equipage mobile interchangeable  
 Dôme 25 mm textile  
 Face polymère injectée renforcée  
 fibre de verre  
 Haut rendement - 92 dB / W/m  
 Grande linéarité



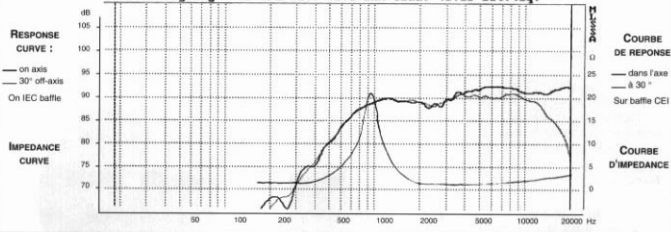
The "catenary" profile on our textile diaphragm provides maximum stiffness at the tip of the dome. The moving mass performs more like a perfect piston with no out of phase break up at the tip. The results are clear, smooth and transparent sound reproduction with high efficiency from 4 kHz to 20 kHz  $\pm 2$  dB and high power handling capacity of 55 Wrms. The carefully designed face plate coupled with this optimized dome provides exceptional linearity. Easily coupled with 2nd order crossover as shown Fig 1. Two crossover points are suggested for adequate power handling.

Le profil "chainette" de ce dôme textile procure une rigidité maximale au sommet du dôme. L'ensemble mobile a donc un comportement proche du piston parfait, sans génération de modes parasites. Il en résulte une reproduction sonore claire, délicate et transparente. Le rendement est élevé (92 dB de 4 kHz à 20 kHz  $\pm 2$  dB, la tenue en puissance confortable (55 W rms). Ce dôme "chainette" associé à une face soigneusement étudiée permet d'obtenir une réponse d'une linéarité exceptionnelle. Il peut être filtré au second ordre (12 dB/Oct) selon le schéma Fig 1. Deux fréquences de coupure sont proposées afin d'obtenir la tenue en puissance adéquate.



**RESPONSE CURVE**

refer to page 16

**Sensitivity Mag - dB SPL/watt (8.0 ohm load) (8.16 oct)(eq)**

**SPECIFICATIONS**

Technical Characteristics	Symbol	Value	Units
---------------------------	--------	-------	-------

**PRIMARY APPLICATION**

Nominal Impedance	Z	8	$\Omega$
Resonance Frequency	Fs	900	Hz
Nominal Power Handling	P	55	W
Sensitivity	E	92	dB

**VOICE COIL**

Voice coil diameter	$\varnothing$	25	mm
Minimum Impedance	Zmin	6,5	$\Omega$
DC Resistance	Re	5,8	$\Omega$
Voice Coil Inductance	Lbm	11	$\mu$ H
Voice coil Length	h	1,6	mm
Former	-	Aluminium	-
Number of layers	n	2	-

**MAGNET**

Magnet dimensions	$\varnothing$ x h	72 x 15	mm
Magnet weight	m	0,24	kg
Flux density	B	1,5	T
Force factor	BL	2,9	NA'
Height of magnetic gap	He	3	mm
Stray flux	Fmag	110	Am'
Linear excursion	Xmax	$\pm 0,3$	mm

**PARAMETERS**

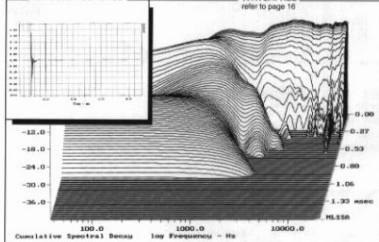
Suspension Compliance	Cms	-	mN'
Mechanical Q Factor	Qms	-	-
Electrical Q Factor	Qes	-	-
Total Q Factor	Qts	-	-
Mechanical Resistance	Rms	-	kg s <sup>-1</sup>
Moving Mass	Mms	0,29.10 <sup>-3</sup>	kg
Effective Piston Area	S	6,2.10 <sup>-4</sup>	m <sup>2</sup>
Volume Equivalent of Air at Cas	Vas	-	m <sup>3</sup>
Mass of speaker	M	0,46	kg

**APPLICATION PARAMETERS**

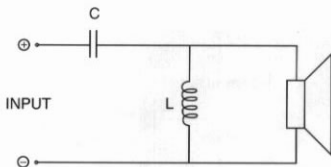
Fc	Crossover Frequency	Hz
S	Slope	dB / Oct.
L	Self-inductance	mH
C	Capacitor	$\mu$ F
P	Nominal Power Handling	W

**IMPULSE RESPONSE**
**WATERFALL**

refer to page 16


**SUGGESTED APPLICATIONS**

refer to page 9 to 13



Fc	S	L	C	P
2500	12	0,3	6,6	55
4000	12	0,2	4	100

Please refer to method of measurement and measurement conditions pages 15 to 19.

Audax may, without prior notification modify the specifications on its products further to research and development requirements.