


1" - TITANIUM COMPOSITE DOME - 25 mm

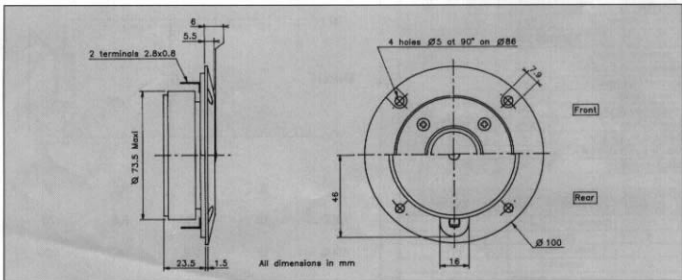
Replaceable voice coil assembly
 Ion deposited pure Titanium
 Injected polymer face plate
 reinforced glass fiber
 High efficiency : 93 dB/W/m
 Ferrofluid cooled voice coil

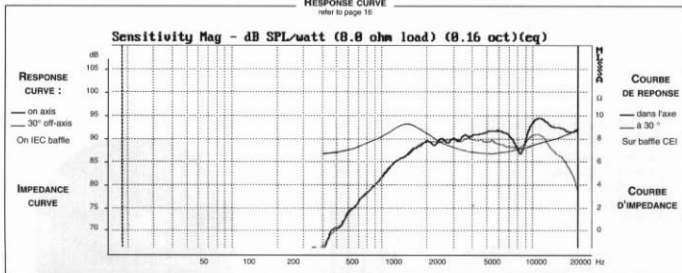
Equipage mobile interchangeable
 Titane pur déposé sous vide
 Face polymère injectée
 renforcée fibre de verre
 Haut rendement : 93 dB/W/m
 Bobine refroidie par ferrofluide



Pure Titanium is ion deposited onto an advanced soft polymer 1" diaphragm. The composite created offers increased stiffness with high internal damping, combining advantages of pure metal domes while retaining the low distortion of soft domes. The result is a detailed and musical sound reproduction Easily coupled with 2nd order crossover as shown Fig 1. Two crossover points are suggested for adequate power handling.

Le dépôt sous vide d'une couche de Titane pur améliore la rigidité du dôme tout en préservant l'amortissement du dôme souple. Ce tweeter bénéficie ainsi d'une reproduction musicale et dynamique. Il peut être filtré au second ordre (12 dB/Oct) selon le schéma Fig 1. Deux fréquences de coupure sont proposées afin d'obtenir la tenue en puissance adéquate.



RESPONSE CURVE
 refer to page 15


SPECIFICATIONS

Technical Characteristics	Symbol	Value	Units
---------------------------	--------	-------	-------

PRIMARY APPLICATION

Nominal Impedance	Z	8	Ω
Resonance Frequency	Fs	1500	Hz
Nominal Power Handling	P	70	W
Sensitivity	E	93	dB

VOICE COIL

Voice coil diameter	Ø	25	mm
Minimum Impedance	Zmin	7	Ω
DC Resistance	Re	5,8	Ω
Voice Coil Inductance	Lbm	13	µH
Voice coil Length	h	1,6	mm
Former	-	Aluminium	-
Number of layers	n	2	-

MAGNET

Magnet dimensions	Ø x h	72 x 15	mm
Magnet weight	m	0,24	kg
Flux density	B	1,6	T
Force factor	BL	3,1	NA ²
Height of magnetic gap	He	3	mm
Stray flux	Fmag	110	Am ²
Linear excursion	Xmax	+0,3	mm

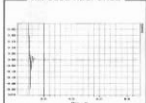
PARAMETERS

Suspension Compliance	Cms	-	mN ²
Mechanical Q Factor	Qms	-	-
Electrical Q Factor	Qes	-	-
Total Q Factor	Qts	-	-
Mechanical Resistance	Rms	-	kg s ⁻¹
Moving Mass	Mms	0,31.10 ⁻³	kg
Effective Piston Area	S	6,2.10 ⁻⁴	m ²
Volume Equivalent of Air at Cas	Vas	-	m ³
Mass of speaker	M	0,48	kg

APPLICATION PARAMETERS

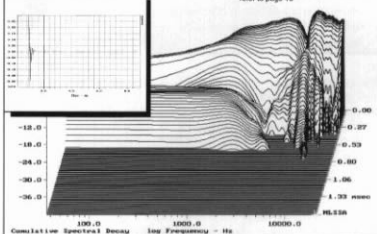
Fc	Crossover Frequency	Hz
S	Slope	dB / Oct.
L	Self-inductance	mH
C	Capacitor	µF
P	Nominal Power Handling	W

IMPULSE RESPONSE



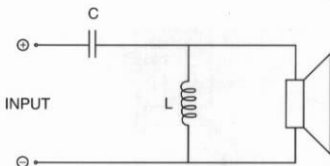
WATERFALL

refer to page 16



SUGGESTED APPLICATIONS

refer to page 8 to 13



Fc	S	L	C	P
2500	12	0,36	6,6	70
4000	12	0,2	4	120