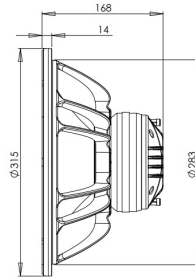
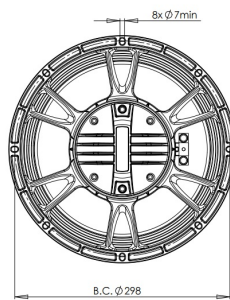


12HCX76

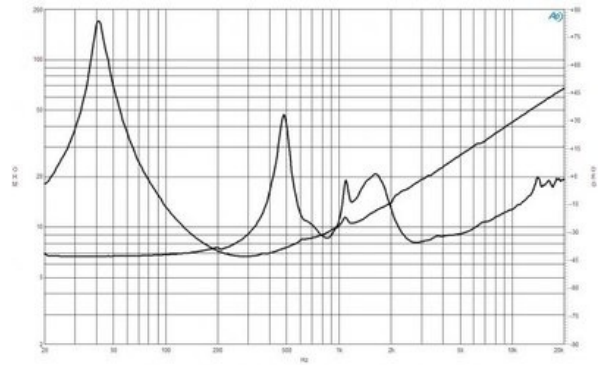
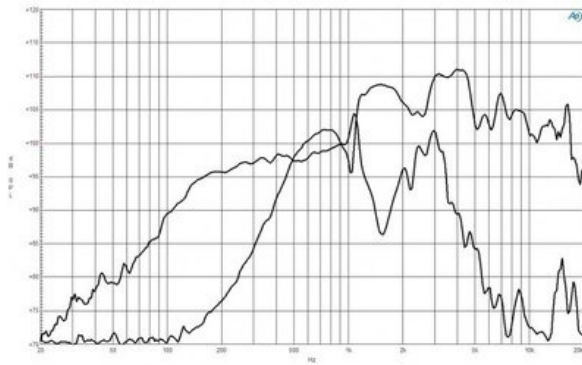
8Ω**Coaxials - 12.0 Inches**

- 700 W continuous program power capacity
- 60°x40° nominal coverage
- 45 - 18000 Hz response
- 99 dB sensitivity
- Single Neodymium magnet assembly
- Modified exponential horn flare for improved acoustic loading and controlled coverage
- 33 mm (1.3") HF unit exit diameter



12HCX76

Coaxials- 12.0 Inches



SPECIFICATIONS

Nominal Diameter	320 mm (12.0 in)
Nominal Impedance	8 Ω
Minimum Impedance LF	6.7 Ω
Minimum Impedance HF	8.0 Ω
Frequency Range	45 - 18000 Hz
Dispersion Angle ¹	60°x40° °
Woofer Cone Treatment	WP Waterproof Front Side
Magnet Material	Neodymium Ring

PARAMETERS

Resonance Frequency	42 Hz
Re	5.0 Ω
Qes	0.2
Qms	8.0
Qts	0.19
Vas	120.0 dm ³ (4.2 ft ³)
Sd	522.0 cm ² (80.9 in ²)
η _o	4.1 %
X _{max}	4.0 mm
X _{var}	6.0 mm
M _{ms}	47.0 g
Bl	17.6 Txm
Le	0.8 mH
EBP	210 Hz

SPECIFICATIONS LF UNIT

LF Sensitivity ²	99.0 dB
LF Nominal Power Handling ³	350 W
LF Continuous Power Handling ⁴	700 W
LF Voice Coil Diameter	76 mm (3.0 in)
LF Winding Material	Copper
LF Flux Density	1.15 T
Former Material	Glass Fibre
Winding Depth	16.5 mm (0.65 in)
Magnetic Gap Depth	8.0 mm (0.31 in)

MOUNTING AND SHIPPING INFO

Overall Diameter	315 mm (12.4 in)
Bolt Circle Diameter	298 mm (11.7 in)
Baffle Cutout Diameter	283 mm (11.14 in)
Depth	168 mm (6.6 in)
Flange and Gasket Thickness	14 mm (0.55 in)
Net Weight	5.2 kg (12.3 lb)
Shipping Units	1
Shipping Weight	6.5 kg (14.33 lb)
Shipping Box	425x425x224 mm (16.73x16.73x8.82 in)

SPECIFICATIONS HF UNIT

HF Sensitivity ⁵	107.0 dB
HF Nominal Power Handling ⁶	80 W
HF Continuous Power Handling ⁷	160 W
HF Voice Coil Diameter	75 mm (3.0 in)
HF Winding Material	Aluminium
HF Flux Density	1.9 T
Diaphragm Material	Titanium
Recommended Crossover ⁸	1.2 kHz
Inductance	0.14 mH

SERVICE KIT

Service Kit LF	RCK12HCX768
Replacement diaphragm	MMD3BTN8M

1. Included by -6 dB down points.
2. Applied RMS Voltage is set to 2.83V.
3. 2 hours test made with continuous pink noise signal within the range Fs-10Fs. Power calculated on rated nominal impedance. Loudspeaker in free air.
4. Power on Continuous Program is defined as 3 dB greater than the Nominal rating.
5. Applied RMS Voltage is set to 2.83V.
6. 2 hour test made with continuous pink noise signal within the range from the recommended crossover frequency to 20 kHz. Power calculated on rated nominal impedance. Loudspeaker in free air.
7. Power on Continuous Program is defined as 3 dB greater than the Nominal rating.
8. 12 dB/oct. or higher slope high-pass filter.

B&C Speakers s.p.a.

Via Poggiomoro, 1 - Loc. Vallina, 50012 Bagno a Ripoli (FI) - ITALY - Tel. +39 055 65721 - Fax +39 055 6572312 - mail@bcspeakers.com