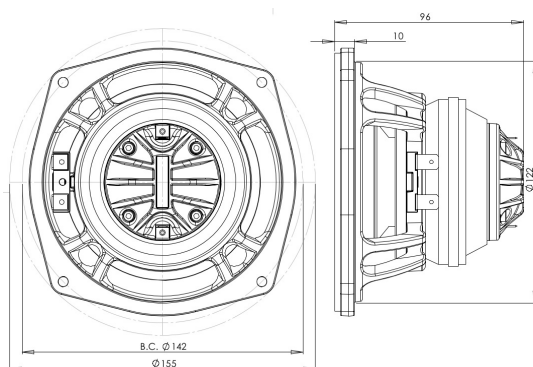


# 5CXN44

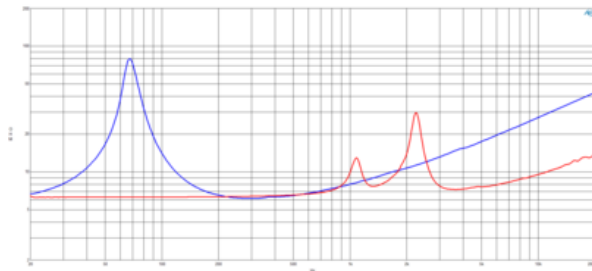
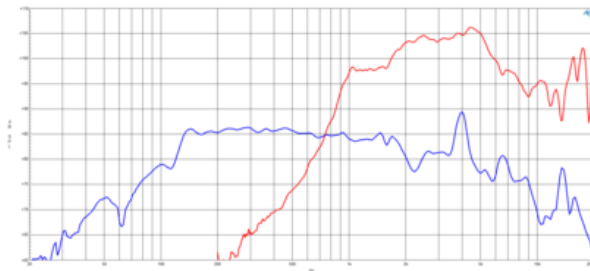
**8Ω****Coaxials - 5.0 Inches**

- 300 W continuous program power capacity
- 80° nominal coverage
- 70 - 18000 Hz response
- 89.5 dB sensitivity
- Aluminum ring allows a very low distortion figure



# 5CXN44

Coaxials- 5.0 Inches



## SPECIFICATIONS

Nominal Diameter	127 mm (5.0 in)
Nominal Impedance	8 Ω
Minimum Impedance LF	6.1 Ω
Minimum Impedance HF	7.5 Ω
Frequency Range	70 - 18000 Hz
Dispersion Angle <sup>1</sup>	80 °
Woofer Cone Treatment	WP Waterproof Front Side
Magnet Material	Neodymium Ring

## SPECIFICATIONS LF UNIT

LF Sensitivity <sup>2</sup>	89.5 dB
LF Nominal Power Handling <sup>3</sup>	150 W
LF Continuous Power Handling <sup>4</sup>	300 W
LF Voice Coil Diameter	44 mm (1.7 in)
LF Winding Material	Copper
LF Flux Density	0.95 T
Former Material	Kapton
Winding Depth	14.0 mm (0.55 in)
Magnetic Gap Depth	6.0 mm (0.24 in)

## SPECIFICATIONS HF UNIT

Sensitivity <sup>5</sup>	101.0 dB
Nominal Power Handling <sup>6</sup>	25 W
Continuous Power Handling <sup>7</sup>	50 W
Voice Coil Diameter	36 mm (1.4 in)
Winding Material	Aluminum
Flux Density	1.54 T
Diaphragm Material	HT Polymer
Recommended Crossover <sup>8</sup>	2.0 kHz
Inductance	0.14 mH

## PARAMETERS

Resonance Frequency	70 Hz
Re	4.7 Ω
Qes	0.47
Qms	9.6
Qts	0.45
Vas	4.3 dm <sup>3</sup> (0.15 ft <sup>3</sup> )
Sd	95.0 cm <sup>2</sup> (14.73 in <sup>2</sup> )
η <sub>o</sub>	0.31 %
X <sub>max</sub>	5.5 mm
X <sub>var</sub>	6.0 mm
M <sub>ms</sub>	15.0 g
Bl	8.1 Txm
Le	0.37 mH
EBP	148 Hz

## MOUNTING AND SHIPPING INFO

Overall Diameter	155 mm (6.1 in)
Bolt Circle Diameter	142 mm (5.6 in)
Baffle Cutout Diameter	122 mm (4.8 in)
Depth	96 mm (3.78 in)
Flange and Gasket Thickness	10 mm (0.39 in)
Net Weight	1.2 kg (2.65 lb)
Shipping Units	1
Shipping Weight	1.65 kg (3.64 lb)
Shipping Box	255x255x150 mm (10.04x10.04x5.91 in)

## SERVICE KIT

Service Kit LF	RCK005CXN448
Replacement diaphragm	MMDD1108

1. Included by -6 dB down points.
2. Applied RMS Voltage is set to 2.83V.
3. 2 hours test made with continuous pink noise signal within the range Fs-10Fs. Power calculated on rated nominal impedance. Loudspeaker in free air.
4. Power on Continuous Program is defined as 3 dB greater than the Nominal rating.
5. Applied RMS Voltage is set to 2.83V.
6. 2 hour test made with continuous pink noise signal within the range from the recommended crossover frequency to 20 kHz. Power calculated on rated nominal impedance. Loudspeaker in free air.
7. Power on Continuous Program is defined as 3 dB greater than the Nominal rating.
8. 12 dB/oct. or higher slope high-pass filter.