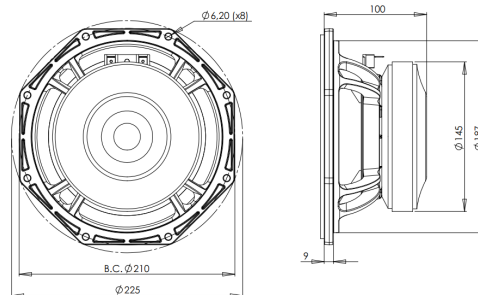


8FG64

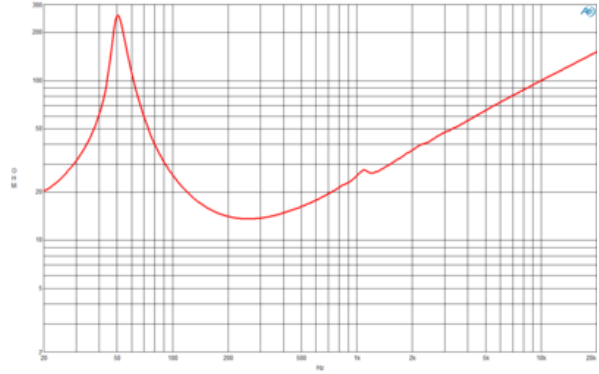
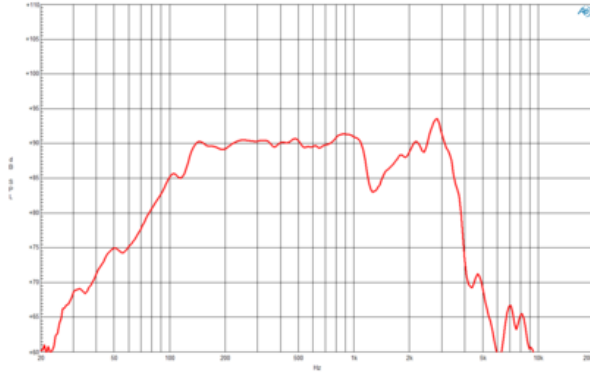
16Ω**LF Drivers - 8.0 Inches**

- 600 W continuous program power capacity
- 64 mm (2.5 in) copper voice coil
- 50 - 3000 Hz response
- 92 dB sensitivity
- Aluminium demodulating ring allows a very low distortion figure



8FG64

LF Drivers- 8.0 Inches



SPECIFICATIONS

Nominal Diameter	200 mm (8.0 in)
Nominal Impedance	16 Ω
Minimum Impedance	13.5 Ω
Nominal Power Handling ¹	300 W
Continuous Power Handling ²	600 W
Sensitivity ³	92.0 dB
Frequency Range	50 - 3000 Hz
Voice Coil Diameter	64 mm (2.52 in)
Winding Material	Copper
Former Material	Glass Fibre
Winding Depth	20.0 mm (0.79 in)
Magnetic Gap Depth	10.0 mm (0.39 in)
Flux Density	0.9 T

DESIGN

Surround Shape	Roll
Cone Shape	Radial
Magnet Material	Ferrite
Spider	Single
Pole Design	T-Pole
Woofer Cone Treatment	WP Waterproof Front Side
Recommended Enclosure	16.0 dm ³ (0.57 ft ³)
Recommended Tuning	50 Hz

PARAMETERS⁴

Resonance Frequency	53 Hz
Re	11.9 Ω
Qes	0.37
Qms	9.33
Qts	0.35
Vas	16.9 dm ³ (0.6 ft ³)
Sd	220.0 cm ² (34.1 in ²)
η_0	0.67 %
Xmax	7.5 mm
Maximum Excursion	9.5 mm
Mms	36.0 g
Bl	16.8 Txm
Le	2.9 mH
EBP	143 Hz

MOUNTING AND SHIPPING INFO

Overall Diameter	225 mm (8.86 in)
Bolt Circle Diameter	210 mm (8.3 in)
Baffle Cutout Diameter	187.0 mm (7.4 in)
Depth	100 mm (3.94 in)
Flange and Gasket Thickness	9 mm (0.37 in)
Air Volume Occupied by Driver	1.5 dm ³ (0.05 ft ³)
Net Weight	4.5 kg (9.92 lb)
Shipping Units	1
Shipping Weight	4.95 kg (10.91 lb)
Shipping Box	255x255x150 mm (10.04x10.04x5.91 in)

SERVICE KIT

RCK008FG6416

1. 2 hours test made with continuous pink noise signal within the range Fs-10Fs. Power calculated on rated nominal impedance. Loudspeaker in free air.
2. Power on Continuous Program is defined as 3 dB greater than the Nominal rating.
3. Applied RMS Voltage is set to 4V for 16 ohm Nominal Impedance
4. Thiele-Small parameters are measured after a high level 20 Hz sine wave preconditioning test.