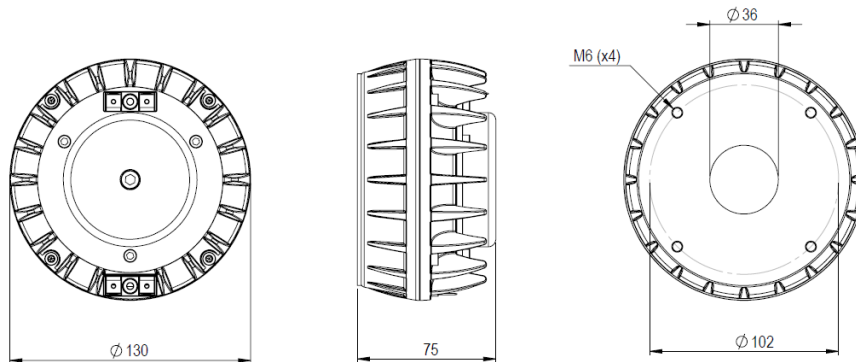


DCX354

8Ω

Coaxials HF - 1.4 Inches



- Time coherent coaxial ring radiator design
- 1.4" horn throat diameter
- 111.1 dB MF sensitivity
- 112.8 dB HF sensitivity
- 400 - 20000 Hz response
- Neodymium magnet assembly

Modern speaker arrays demand closer source spacing, higher output, and lighter weight. To meet this continuing challenge, B&C Speakers introduces the DCX354 coaxial ring radiator. A more compact sibling of the our groundbreaking DCX464, with few compromises.

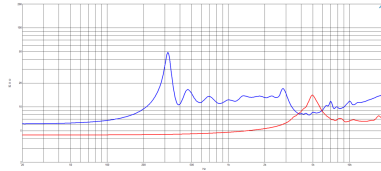
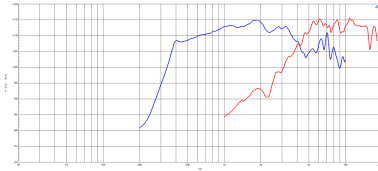
The DCX354's midrange diaphragm covers 400Hz - 6kHz with 111.1 dB sensitivity. Extended low-frequency bandwidth is thanks to a patent-pending diaphragm shape which progressively decouples the outer diameter as frequency rises. The 76mm (3 inch) midrange voice coil handles 180 watts, while the 51mm (2 inch) voice coil high frequency diaphragm covers 5 - 20kHz with 112.8 dB sensitivity and handles 100 watts. A redesigned, patented midrange integrator allows both diaphragms to work in harmony over a wide bandwidth, for greater combined output and crossover flexibility. All this energy arrives at a 1.4" throat, from the most compact package that can be designed today.

In order to offer more than just a smaller version of an existing product, we wrote new mathematic modeling techniques from scratch - pioneering a method to evaluate dozens of potential diaphragm shapes in a day. Field experience and customer testing led to dozens of improvements and redesigns. Testing in unusual use cases and with compound loading led to a more compact product with nearly the same output and durability as the original. Experience un-fatiguing sound at levels you didn't think possible with the DCX354 coaxial ring radiator.

Also available: the [ME464](#) 80x60 degree point-source horn loading to 300Hz ([ME464-354](#)), the [ME148](#) line-array waveguide for use to 500Hz ([WG148-354](#)), and the FB354 passive crossover.

DCX354

Coaxials HF- 1.4 Inches



SPECIFICATIONS MF UNIT¹

MF Throat Diameter	36 mm (1.4 in)
Nominal Impedance	8 Ω
MF Minimum Impedance	7.9 Ω
MF Nominal Power Handling ²	90 W
MF Continuous Power Handling ³	180 W
Sensitivity (1W/1m) ⁴	111.1 dB
MF Frequency Range	0.4 - 6.0 kHz
MF Recommended Crossover ⁵	0.4 kHz
MF Voice Coil Diameter	76 mm (3.0 in)
MF Winding Material	Aluminum
MF Inductance	0.26 mH
Diaphragm Material	HT Polymer
MF Flux Density	1.93 T
Magnet Material	Neodymium

SPECIFICATIONS HF UNIT⁶

HF Throat Diameter	36 mm (1.4 in)
Nominal Impedance	8 Ω
HF Minimum Impedance	6.5 Ω
HF Nominal Power Handling ⁷	50 W
HF Continuous Power Handling ⁸	100 W
Sensitivity (1W/1m) ⁹	112.8 dB
HF Frequency Range	5.0 - 20.0 kHz
HF Recommended Crossover ¹⁰	4.5 kHz
HF Voice Coil Diameter	51 mm (2.0 in)
HF Winding Material	Aluminum
HF Inductance	0.1 mH
Diaphragm Material	HT Polymer
HF Flux Density	1.96 T
Magnet Material	Neodymium

MOUNTING AND SHIPPING INFO

Four M6 holes 90° on 102 mm (4") diameter	
Overall Diameter	130 mm (5.12 in)
Depth	73 mm (2.87 in)
Net Weight	2.5 kg (5.51 lb)
Shipping Units	1
Shipping Weight	2.7 kg (5.95 lb)
Shipping Box	170x170x140 mm (6.69x6.69x5.51 in)
Other Details	4x M6 Mounting Studs with bolts and washers included

1. Driver mounted on 320 Hz exponential horn.
2. AES Standard
3. Power on Continuous Program is defined as 3 dB greater than the Nominal rating.
4. Applied RMS Voltage is set to 2.83 V for 8 ohms Nominal Impedance.
5. 12 dB/oct. or higher slope high-pass filter.
6. Driver mounted on 320 Hz exponential horn.
7. AES Standard
8. Power on Continuous Program is defined as 3 dB greater than the Nominal rating.
9. Applied RMS Voltage is set to 2.83 V for 8 ohms Nominal Impedance.
10. 12 dB/oct. or higher slope high-pass filter.