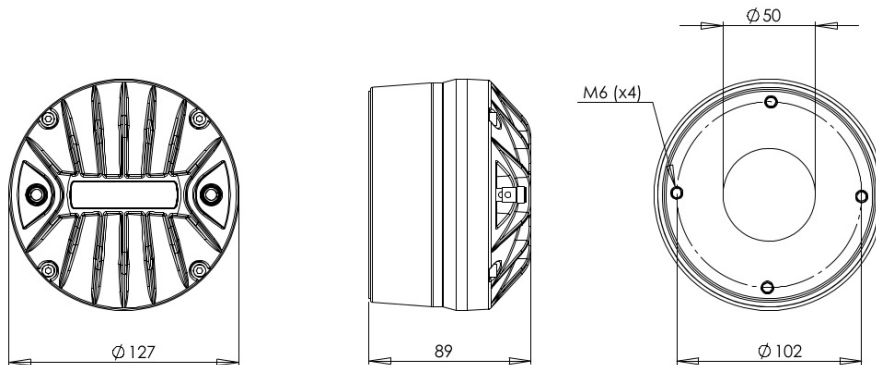


DE1095TN

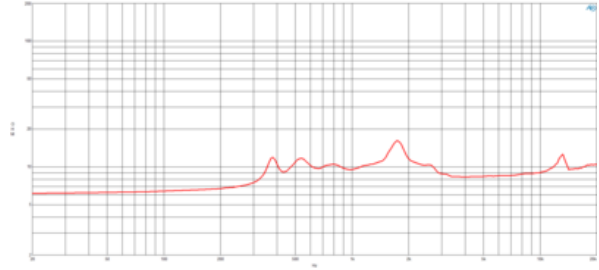
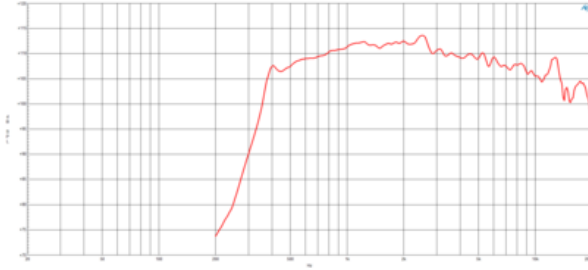
8Ω**HF Drivers - 2.0 Inches**

- 2" horn throat diameter
- 240 W continuous program power capacity
- 100 mm (4 in) aluminium voice coil
- Titanium diaphragm
- 500 - 20000 Hz response
- 108 dB sensitivity
- Neodymium magnet assembly with shorting copper cap

The DE1095TN is one of the latest versions of our premium 100mm (4.0 in) voice coil, neodymium high frequency driver. The diaphragm in this model has been completely redesigned to incorporate a bent edge voice coil former as well as new dome and surround geometry. These modifications combine to better control diaphragm displacement and deformations, resulting in lower distortion and a smoother higher frequency response above 10kHz.

DE1095TN

HF Drivers- 2.0 Inches



SPECIFICATIONS¹

Throat Diameter	50 mm (2.0 in)
Nominal Impedance	8 Ω
Minimum Impedance	8.3 Ω
Nominal Power Handling ²	120 W
Continuous Power Handling ³	240 W
Sensitivity ⁴	108.0 dB
Frequency Range	0.5 - 20.0 kHz
Recommended Crossover ⁵	0.8 kHz
Voice Coil Diameter	100 mm (4.0 in)
Winding Material	Aluminium
Inductance	0.18 mH
Diaphragm Material	Titanium
Flux Density	1.9 T
Magnet Material	Neodymium Ring

MOUNTING AND SHIPPING INFO

Four M6 holes 90° on 102 mm (4 in) diameter	
Overall Diameter	127 mm (5.0 in)
Depth	89 mm (3.5 in)
Net Weight	2.14 kg (4.72 lb)
Shipping Units	1
Shipping Weight	2.4 kg (5.29 lb)
Shipping Box	190x190x120 mm (7.48x7.48x4.72 in)

REPLACEMENT DIAPHRAGM

MMD4CTN8M

1. Driver mounted on B&C LAB exponential horn.
2. 2 hour test made with continuous pink noise signal within the range from the recommended crossover frequency to 20 kHz. Power calculated on rated minimum impedance.
3. Power on Continuous Program is defined as 3 dB greater than the Nominal rating.
4. Applied RMS Voltage is set to 2.83 V for 8 ohms Nominal Impedance.
5. 12 dB/oct. or higher slope high-pass filter.