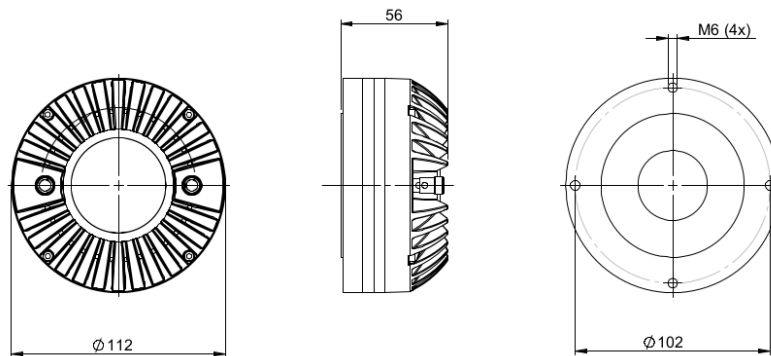


DE780TN

8Ω**HF Drivers** - 1.4 Inches

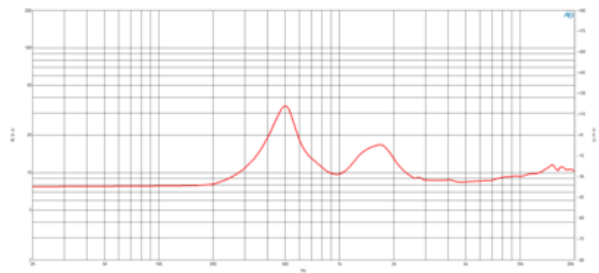
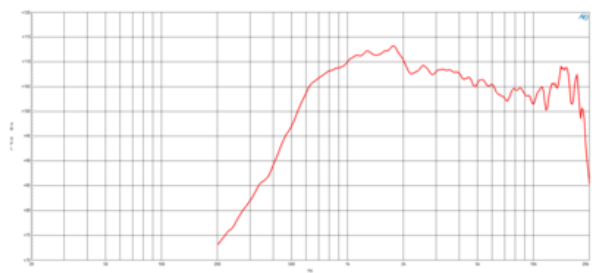
- 220 W continuous program power capacity
- 1.4" horn throat diameter
- 75 mm (3 in) copper clad aluminum voice coil
- Titanium diaphragm
- 500 - 18000 Hz response
- 108 dB sensitivity
- Neodymium magnet assembly with shorting copper cap

Description

While shrink-ray technology may not have escaped the 1990s, we have succeeded in creating two more highly compact drivers, not only permitting close spacing but also reducing weight and cost at the same time. In a larger, 3" coil we now offer the DE780: Designed with a sonic character like our famous DE900TN, but in a 112mm diameter package weighing only 3.5 lb (1.6kg). Continuous power handling of 220W combined with 108dB sensitivity primes this driver for consideration in a new generation of lighter, more compact line array loudspeakers.

DE780TN

HF Drivers- 1.4 Inches



SPECIFICATIONS¹

Throat Diameter	36 mm (1.4 in)
Nominal Impedance	8 Ω
Minimum Impedance	8.7 Ω
Nominal Power Handling ²	110 W
Continuous Power Handling ³	220 W
Sensitivity ⁴	108.0 dB
Frequency Range	500.0 - 18.0 kHz
Recommended Crossover ⁵	1.2 kHz
Voice Coil Diameter	75 mm (3.0 in)
Winding Material	Copper Clad Aluminum
Inductance	0.04 mH
Diaphragm Material	Titanium
Flux Density	1.95 T
Magnet Material	Neodymium Ring

MOUNTING AND SHIPPING INFO

Four M6 holes 90° on 102 mm (4 in) diameter	
Overall Diameter	112 mm (4.41 in)
Depth	56 mm (2.2 in)
Net Weight	1.6 kg (3.53 lb)
Shipping Units	4
Shipping Weight	7.0 kg (15.43 lb)
Shipping Box 295x160x180 mm (11.61x6.30x7.09 in)	

REPLACEMENT DIAPHRAGM

MMD3FTN8M

1. Driver mounted on B&C ME 90 horn.
2. 2 hour test made with continuous pink noise signal within the range from the recommended crossover frequency to 20 kHz. Power calculated on rated nominal impedance.
3. Power on Continuous Program is defined as 3 dB greater than the Nominal rating.
4. Applied RMS Voltage is set to 2.83 V for 8 ohms Nominal Impedance.
5. 12 dB/oct. or higher slope high-pass filter.