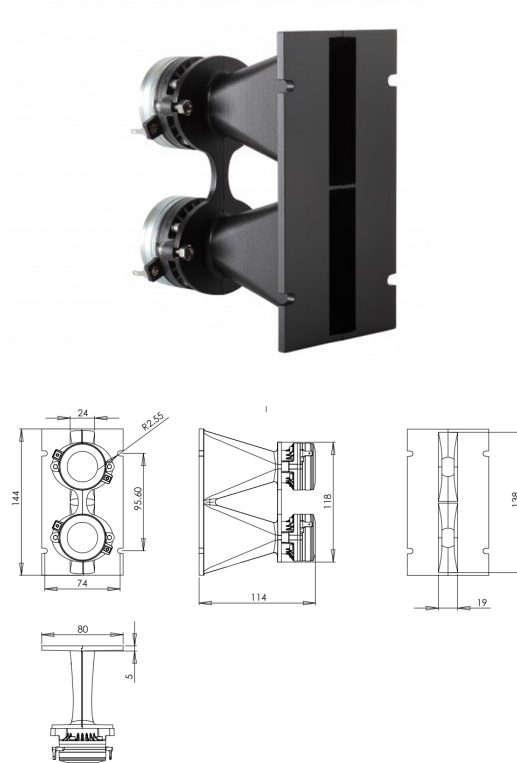
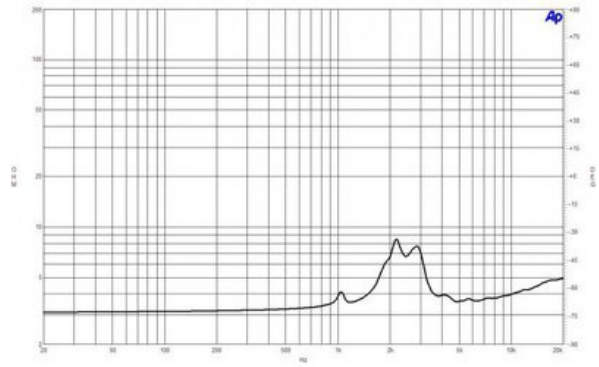
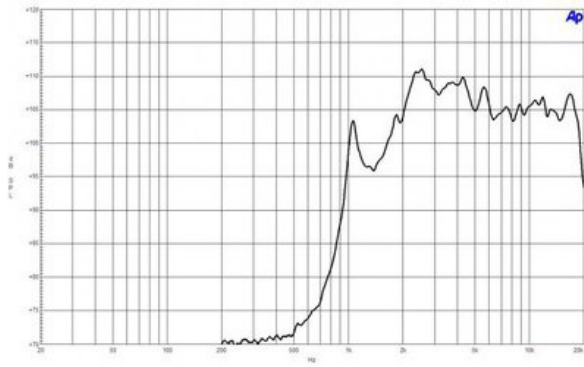


**Line Array Sources - 0.75 Inches**

- Line Array optimized Waveguide with two DE7 drivers
- 150° max horizontal coverage
- 40 W continuous program power capacity
- 25 mm (1 in) aluminium voice coil
- Mylar diaphragm
- 2000 - 18000 Hz response
- 107 dB sensitivity
- Compact Neodymium magnet assembly

**Description**

Wave guide horn not sold separately  
Available exclusively with 4.8+2.8 mm fast-on terminal tab



### SPECIFICATIONS

Horizontal Coverage	150 ° Max
Active Radiating Factor	94.7 %
Recommended Crossover <sup>1</sup>	2.0 kHz
Waveguide Material	ABS
Nominal Impedance	4 Ω
Minimum Impedance	3.6 Ω
Nominal Power Handling <sup>2</sup>	20 W
Continuous Power Handling <sup>3</sup>	40 W
Sensitivity <sup>4</sup>	107.0 dB
Frequency Range	2.0 - 18.0 kHz
Voice Coil Diameter	25 mm (1.0 in)
Winding Material	Aluminium
Diaphragm Material	Mylar
Flux Density	1.65 T
Magnet Material	Neodymium Ring

### MOUNTING AND SHIPPING INFO

Exit Size	138x19 mm (5.43x0.75 in)
Driver Diameter	46 mm (1.8 in)
Dimensions	144x114x80 mm (5.7x4.5x3.2 in)
Net Weight	0.5 kg (1.1 lb)

1. 12 dB/oct. Or higher slope high-pass filter.
2. 2 hour test made with continuous pink noise signal (6 dB crest factor) within the range from the recommended crossover frequency to 20 kHz. Power calculated on rated minimum impedance.
3. Power on Continuous Program is defined as 3 dB greater than the Nominal rating.
4. Applied RMS Voltage is set to 2 V for 4 ohms Nominal Impedance.