

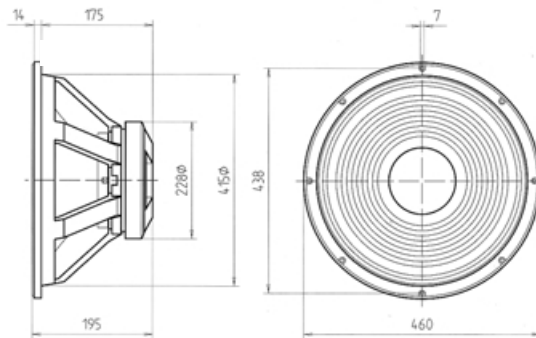
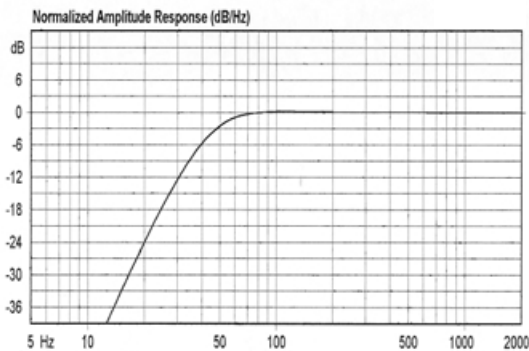
(18G400) LOW FREQUENCY

This 18" bass driver, with winding length optimised for increased linear excursion and dual suspension system (double spider assembly) ensures that the voice coil maintains pure axial movement at all times. The magnetic structure construction generates a symmetrical magnetic field and, at the same time, provides an efficient thermal path which contributes to heat dissipation. This model is suitable for use in high power sound reinforcement systems, of various enclosure types.

Este modelo de 18", con una bobina de 4" de diámetro optimizada para asegurar un desplazamiento lineal incluso en desplazamientos importantes gracias a su sistema de doble centrador, utiliza un circuito magnético simétrico para reducir la distorsión armónica, y de gran tamaño, lo que facilita una rápida disipación del calor generado por la bobina, a lo que contribuye el macizo chasis de aluminio fundido a presión.



PREDICTED LOW FREQUENCY RESPONSE • Bass-reflex cabinet. Vb=150.00 l. fb=40.0 Hz



SPECIFICATIONS

Nominal diameter	460 mm. 18 in.
Rated impedance	8 ohms.
Power capacity*	400 w RMS
Program Power	800 Watts.
Sensitivity	99 dB, 2.83v @ 1m @ 2π
Frequency range	30-1500 Hz
Recom. enclosure vol.	80/250 l 2.8/8.8 ft. ³
Voice coil diameter	100 mm. 4 in.
Magnetic assembly weight	9 kg. 19.84 lb.
BL factor	22.3 N/A
Moving mass	0.158 kg.
Voice coil length	22 mm.
Air gap height	9 mm.
X damage (peak to peak)	28 mm.

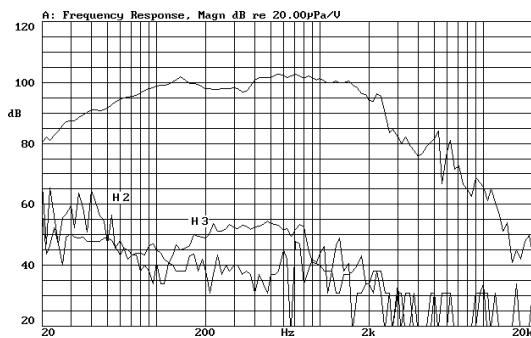
MOUNTING INFORMATION

Overall diameter	460 mm. 18.11 in.
Bolt circle diameter	438 mm. 17.24 in.
Baffle cutout diameter:	
-Front mount	415 mm. 16.34 in.
-Rear mount	425 mm. 16.73 in.
Depth	195 mm. 7.67 in.
Volume displaced by driver	13 l 0.46 ft. ³
Net weight	11.5 kg. 25.3 lb.
Shipping weight	13 kg. 28.6 lb.

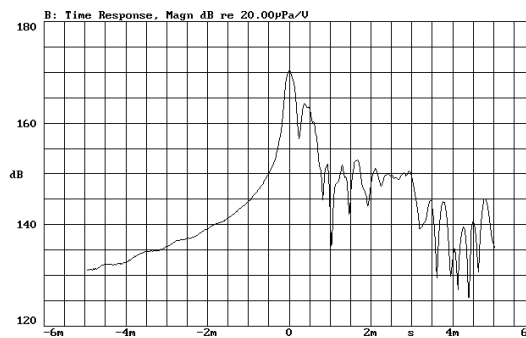
MATERIALS

Basket	Die Cast aluminium
Cone	Paper
Surround	Plasticised cloth
Voice coil	Edgewound copper ribbon
Magnet	Ferrite

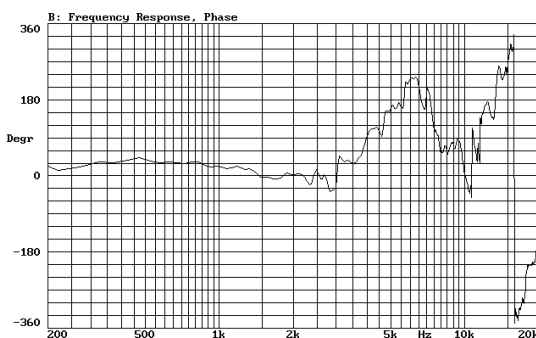
FREQUENCY RESPONSE & DISTORTION CURVES, MAGN. On axis, 1w @ 1m.



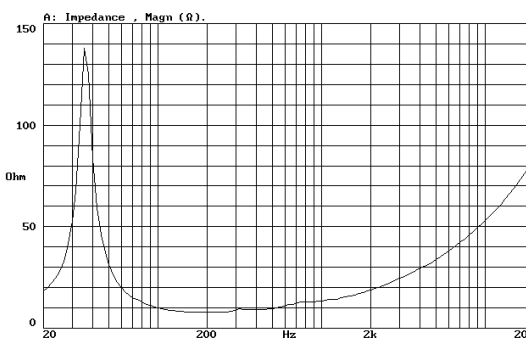
TIME RESPONSE, MAGN.



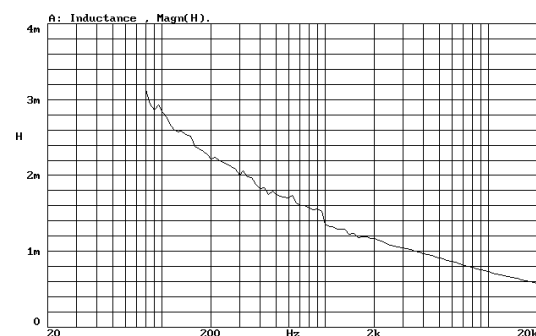
FREQUENCY RESPONSE, PHASE. On axis, 1w @ 1m.



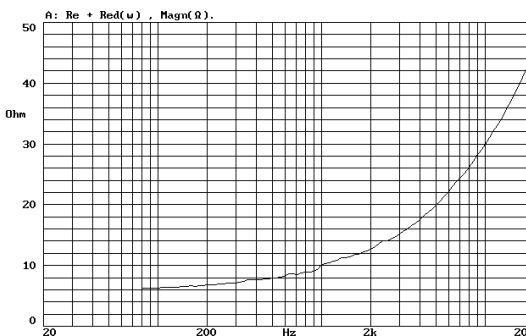
FREE AIR IMPEDANCE CURVE



VOICE COIL INDUCTANCE CURVE



Re + Red(w) CURVE



THIELE-SMALL PARAMETERS**

Resonant Frequency, fs	36 Hz
D.C. Voice Coil Resistance, Re	5.5 ohms.
Mechanical Quality Factor, Qms	8.840
Electrical Quality Factor, Qes	0.386
Total Quality Factor, Qts	0.37
Equivalent Air Volume to Cms, Vas	300 l
Mechanical Compliance, Cms	125 μm/N
Mechanical Resistance, Rms	4 kg/s
Efficiency, ηo (%)	3.4
Effective Surface Area, Sd(m ²)	0.1300 m ²
Maximum Displacement, Xmax	7 mm.
Displacement Volume, Vd	910 cm. ³
Voice Coil Inductance, Le @ 1kHz	1.3 mH

NOTES

*The power capacity corresponds to the RMS maximum value that can dissipate the loudspeaker when a sinus signal is applied for a period of at least two hours.

Program power is defined as the transducer's ability to handle normal music program material.

** T-S parameters are measured after an exercise period using a preconditioning power test, using a velocity-current laser transducer, and will reflect the long term parameters, once the loudspeaker has been working for a short period of time.

NOTAS

*La potencia admisible corresponde a la máxima potencia RMS que puede disipar el altavoz durante al menos dos horas, cuando se le aplica una señal senoidal determinada.

Por potencia programa se entiende la capacidad del altavoz en el manejo de señales transitorias, como sería el proporcionado por el contenido de un pasaje musical normal.

** Los parámetros T-S han sido medidos después de un periodo de fatiga y estabilización de las suspensiones, mediante transductor laser de velocidad-corriente, y son el reflejo de los parámetros a largo plazo del altavoz, una vez éste haya sido instalado y haya trabajado en un corto espacio de tiempo.