

8M100

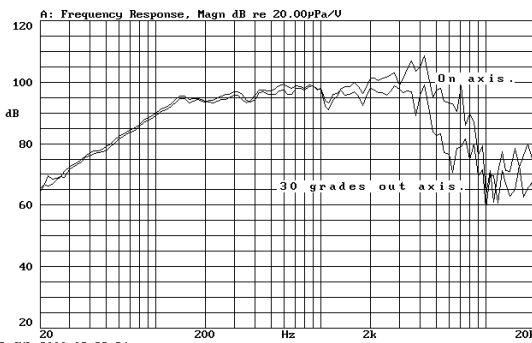
SOUND REINFORCEMENT

This 8" mid-range transducer has been designed for P.A. vocal and sound systems applications. It reproduces the mid-frequency range with excellent efficiency and extended frequency response, due to the edgewound aluminium ribbon voice coil, and the massive powerful magnet.

Este altavoz de 8" diseñado específicamente como reproductor de frecuencias medias en aplicaciones profesionales, se caracteriza por una excelente eficiencia, extensa respuesta en frecuencia y potencia admisible importante. Incluye una bobina de 1"1/2 con hilo rectangular de aluminio y un potente sistema magnético.



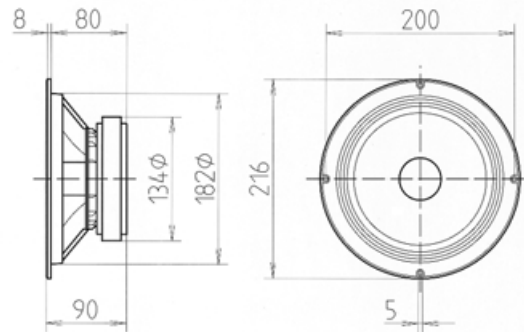
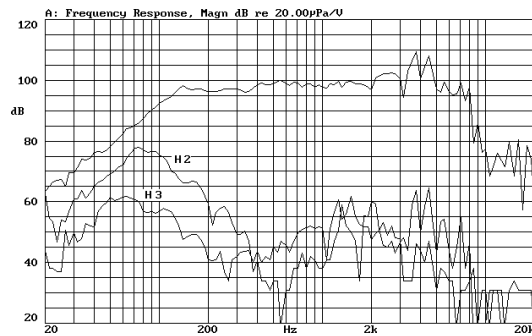
FREQUENCY RESPONSE MAGN. On axis, 1w @ 1m.
Response Out Axis



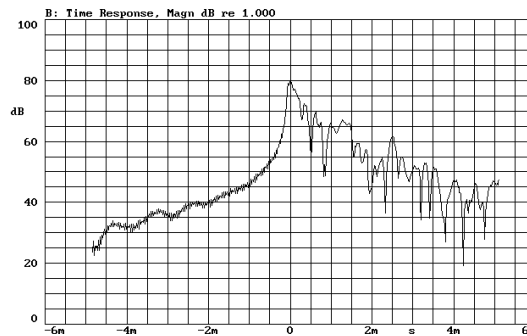
18-JUL-2000 08:23:34

Mode: SSB

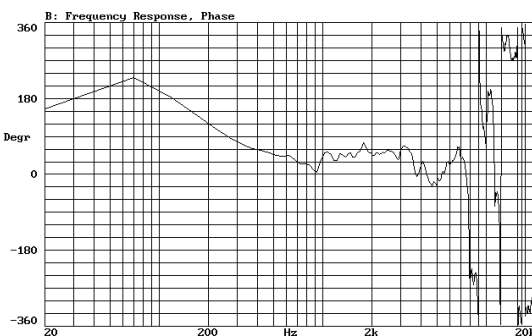
FREQUENCY RESPONSE & DISTORTION CURVES, MAGN. On axis, 1w @ 1m.



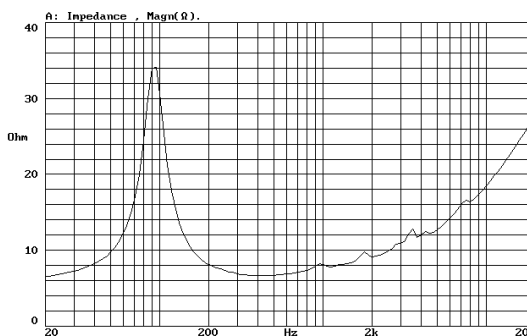
TIME RESPONSE, MAGN.



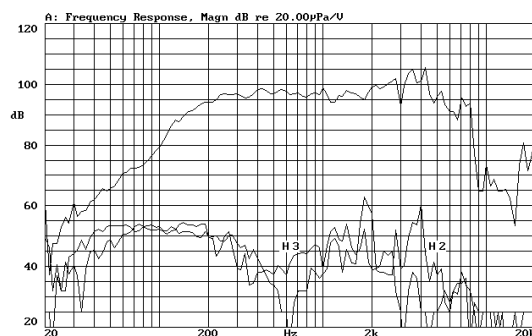
FREQUENCY RESPONSE, PHASE. On axis, 1w @ 1m.



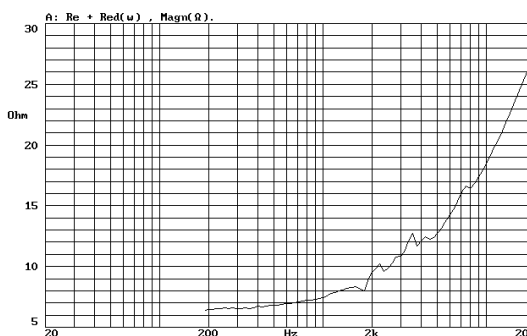
FREE AIR IMPEDANCE CURVE



FREQUENCY RESPONSE & DISTORTION CURVES, MAGN. On axis, 1w @ 1m.
Measured with VM100 back cover



Re + Red(w) CURVE



SPECIFICATIONS

Nominal diameter	200 mm. 8 in.
Rated impedance	8 ohms.
Power capacity*	100 w RMS
Program Power	200 Watts.
Sensitivity	95 dB, 2.83v @ 1m @ 2π
Frequency range	150-7000 Hz
Voice coil diameter	38.5 mm. 1.5 in.
Magnetic assembly weight	2.77 kg. 6.1 lb.
BL factor	9.4 N/A
Moving mass	0.016 kg.
Voice coil length	7 mm.
Air gap height	7 mm.

MOUNTING INFORMATION

Overall diameter	216 mm. 8.5 in.
Bolt circle diameter	200 mm. 7.87 in.
Baffle cutout diameter:	
-Front mount	182 mm. 7.16 in.
-Rear mount	185 mm. 7.28 in.
Depth	90 mm. 3.47 in.
Volume displaced by driver	1.5 l 0.056 ft. ³
Net weight	3.1 kg. 6.83 lb.
Shipping weight	3.16 kg. 7 lb.

MATERIALS

Basket	Die cast aluminium
Cone	Paper
Surround	Plasticised cloth
Voice coil	Edgewound alum. ribbon
Magnet	Ferrite

THIELE-SMALL PARAMETERS**

Resonant Frequency, fs	94 Hz
D.C. Voice Coil Resistance, Re	5.3 ohms.
Mechanical Quality Factor, Qms	3.55
Electrical Quality Factor, Qes	0.63
Total Quality Factor, Qts	0.54
Equivalent Air Volume to Cms, Vas	11.35 l
Mechanical Compliance, Cms	184 μm/N
Mechanical Resistance, Rms	2.40 kg/s
Efficiency, ηo (%)	1.4
Effective Surface Area, Sd(m ²)	0.021 m ²
Maximum Displacement, Xmax	1 mm.
Displacement Volume, Vd	21 cm. ³
Voice Coil Inductance, Le @ 1kHz	0.4 mH

NOTES

*The power capacity corresponds to the RMS maximum value that can dissipate the loudspeaker when a sinus signal is applied for a period of at least two hours. Program power is defined as the transducer's ability to handle normal music program material.

** T-S parameters are measured after an exercise period using a preconditioning power test, using a velocity-current laser transducer, and will reflect the long term parameters, once the loudspeaker has been working for a short period of time.

NOTAS

*La potencia admisible corresponde a la máxima potencia RMS que puede disipar el altavoz durante al menos dos horas, cuando se le aplica una señal senoidal determinada. Por potencia programa se entiende la capacidad del altavoz en el manejo de señales transitorias, como sería el proporcionado por el contenido de un pasaje musical normal.

** Los parámetros T-S han sido medidos después de un periodo de fatiga y estabilización de las suspensiones, mediante transductor laser de velocidad-corriente, y son el reflejo de los parámetros a largo plazo del altavoz, una vez éste haya sido instalado y haya trabajado en un corto espacio de tiempo.