



8" NEO Woofer

Program Power	450 W
Rated impedance	8 Ohm
Nominal diameter	8"- 200 mm
Sensitivity (2,83V/1m)	96 dB
Voice coil diameter	2 in - 50 mm
Frequency Range	70-5500 Hz

SPECIFICATIONS

Nominal Diameter	8"- 200 mm	
Rated Impedance	8 Ohm	
Nominal Power Handling ¹	220 W	
Program Power ²	450 W	
Sensitivity ³	96 dB	
Frequency Range ⁴	70-5500 Hz	
Minimum Impedance	-	
Gasket Material	Aluminum	
Magnet Material	Neodymium	
Cone Material	Doped cellulose fiber	
Cone Shape	Exponential	
Surround	Nomex Fabric	
Suspension	Cotton fabric	
Voice Coil Diameter	2 in - 50 mm	
Voice Coil Winding Material	Aluminum	
Voice Coil Length	12,7 mm - 0,5 in	
Voice Coil Former Material	Aluminum	
Connection type	-	
Ferrofluid	No	
Magnetic Gap Height	8 mm - 0,31 in	
Max. Peak to Peak Excursion	-	
Efficiency Bandwidth Product EBP	225	
Recommended Loading	Vented Box	
Volume / Tuning frequency	7 Lt (dm ³) - 0,247 cuft / 100 Hz	
Maximum recommended frequency	-	
Version - Part Code	8 Ohm	PNDI8.50W
	4 Ohm	CMI200

T/S PARAMETERS

8 Ohm

Resonance frequency	Fs	81 Hz
DC Resistance	Re	5,8 Ohm
Mechanical Q Factor	Qms	3,5
Electrical Q Factor	Qes	0,36
Total Q Factor	Qts	0,33
BI Factor	BI	12,8 Tm
Effective Moving Mass	Mms	19,5 g
Equivalent Cas air loaded	Vas	13 lt (dm ³) - 0,46 cuft
Suspension Compliance	Cms	-
Effective Piston Diameter	D	165 mm - 6,5 in
Effective piston area	Sd	214 cm ² - 33,17 sq in
Max. Linear Excursion ⁵	Xmax	4,5 mm - 0,18 in
Voice Coil Inductance @ 1kHz	Le	0,6 mH
Half-space Efficiency	η0	1,9 %

NOTES

¹ Nominal power is determined according to AES2-1984 (r2003) standard.

² Program Power is defined as 3 dB greater than the Nominal rating.

³ Sensitivity represents the averaged value of acoustic output as measured on the forward central axis of cone, at distance 1m, when connected to 2,83V sine wave test signal.

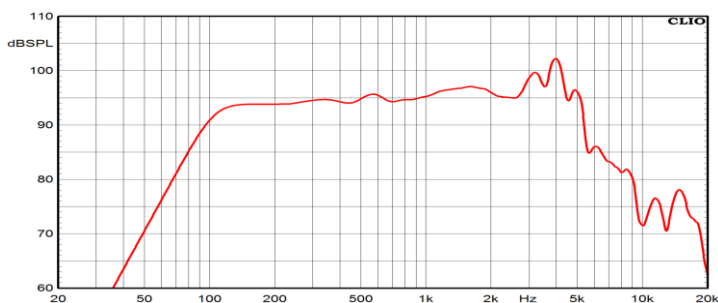
⁴ Frequency range is given as the band of frequencies delineated by the lower and upper limits where the output level drops by 10 dB below the rated sensitivity in half space environment.

⁵ Linear Math. Xmax is calculated as (Hvc-Hg)/2 + Hg/4 where Hvc is the coil depth and Hg is the gapdepth.

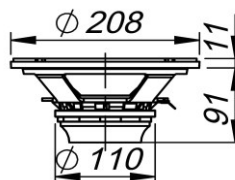
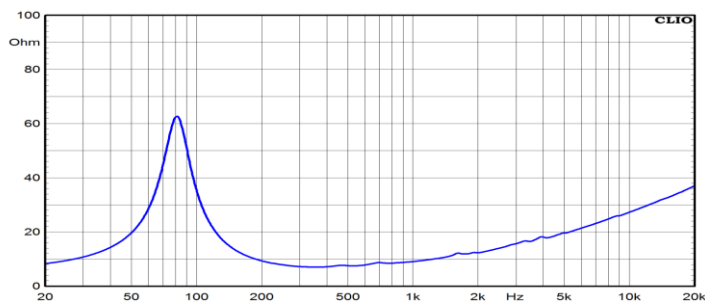
⁶ Frequency response curve in the range above 150 Hz is measured on infinite baffle conditions and simulated as per recommended loading in the range below 150 Hz.

⁷ Impedance curve is measured in free air conditions at small signals.

FREQUENCY RESPONSE CURVE ⁶



FREE AIR IMPEDANCE CURVE ⁷



MOUNTING AND SHIPPING INFORMATION

Overall Diameter	208 mm - 8,19 in
Baffle Cutout Diameter	185 mm - 7,28 in
Flange and Gasket Thickness	11 mm - 0,43 in
Total Depth	121 mm - 4,76 in
Bolt Circle Diameter	194 mm - 7,64 in
Bolt Holes Quantity and Diameter	4 / 5 mm - 0,2 in
Net Weight	2,25 Kg - 4,96 lb
Shipping Units	4 Pcs