



## AMERICAN STANDARD SERIES

# ALPHA-10A

Recommended for professional audio mid-bass applications in a small sealed cabinet.



### SPECIFICATION

Nominal Basket Diameter	10.0", 254 mm
Nominal Impedance*	8 $\Omega$
Power Rating**	
Watts	150 W
Music Program	300 W
Resonance	50 Hz
Usable Frequency Range	57 Hz – 4.5 kHz
Sensitivity***	95.6 dB
Magnet Weight	20 oz.
Gap Height	.250", 6.4 mm
Voice Coil Diameter	1.5", 38 mm

### THIELE & SMALL PARAMETERS\*

Fs	50 Hz
Re	5.31 $\Omega$
Le	0.66 mH
Qms	5.21
Qes	0.66
Qts	0.59
Vas	2.90 cu.ft., 82.20 liters
Vd	114.0 cc
Cms	0.46 mm/N
BL	7.50 T-M
Mms	22 grams
EBP	76
Xmax	3.20 mm
Sd	355.4 cm <sup>2</sup>
Xlim	9.1 mm

### MOUNTING INFORMATION

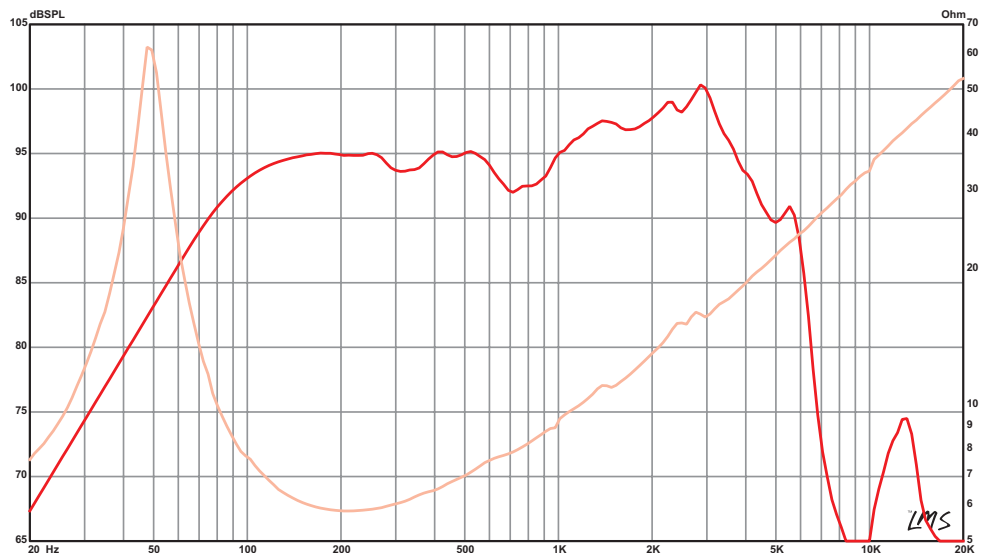
Recommended Enclosure Volume	
Sealed	8.50–11.30 liters, 0.30–0.40 cu.ft.
Vented	28.30–53.80 liters, 1.00–1.90 cu.ft.
Driver Volume Displaced	0.034 cu.ft., 0.95 liters
Overall Diameter	10.11", 256.8 mm
Baffle Hole Diameter	9.13", 231.9 mm
Front Sealing Gasket	Yes
Rear Sealing Gasket	Yes
Mounting Holes Diameter	0.23", 5.8 mm
Mounting Holes B.C.D.	9.60", 243.8 mm
Depth	3.90", 99.1 mm
Net Weight	4.50 lbs , 2.04 kg
Shipping Weight	5.60 lbs , 2.54 kg

### MATERIALS OF CONSTRUCTION

- Copper voice coil
- Polyimide former
- Ferrite magnet
- Vented and extended core
- Pressed steel basket
- Paper cone
- Cloth cone edge
- Solid composition paper dust cap



### FREQUENCY RESPONSE & IMPEDANCE CURVE\*





*From design and manufacturing to the stage or studio. Once you've experienced the performance of Eminence, you'll never accept anything else.*

## MISSION STATEMENT

*Eminence is dedicated to providing the best Quality, Value and Service to meet our customers' needs.*

## FOOTNOTES

- \* Please consult [www.eminence.com](http://www.eminence.com) for specifications of models with alternative impedances.
- \*\* Multiple units exceed published ratings evaluated under EIA 426A specification while tested in a free-air, non-temperature-controlled environment.
- \*\*\* The average output across the usable frequency range when applying 1W/1m into the nominal impedance. i.e: 2.83V/8Ω, 4V/16Ω. Eminence response curves are measured under the following conditions: All speakers are tested at 1W/1m using a variety of test set-ups for the appropriate impedance | LMS using 0.25" supplied microphone (software calibrated) mounted 1m from wall/baffle | 2 ft. x 2 ft. baffle is built into the wall with the speaker mounted flush against a steel ring for minimum diffraction | Carver PM-120 amplifier | 2700 cu. ft. chamber with fiberglass on all six surfaces (three with custom-made wedges).
- \*\*\*\* BETA 8CX, 10CX, and 12CX are coaxial speakers with tweeter sold separately. Published usable frequency response contingent upon use of ASD:1001 HF Driver.
- \*\*\*\*\* Multiple units exceeded published ratings evaluated under EIA-426A or AES specification while mounted on Eminence's H290, H290S, or H2EA horn in a non-temperature-controlled environment.
- \*\*\*\*\*The average on axis output across the entire usable frequency range when applying 1W/1m into the nominal impedance, i.e. 2.83V/8Ω, 4V/16Ω. Eminence response curves are measured under the following conditions: All speakers are tested at 1W/1m using a variety of test set-ups for the appropriate impedance | LMS using 0.25" supplied microphone (software calibrated) mounted 1m from wall/baffle | 2ft x 2ft baffle is built into the wall with horn front mounted | Carver PM-120 amplifier | 2700 cu.ft. chamber with fiberglass on all six surfaces (three with custom-made wedges).

Prices, specifications and product cosmetics are subject to change without notice.

**EMINENCE SPEAKER LLC**

838 Mulberry Pike, Eminence, KY 40019



*Follow us:*

[EMINENCE.COM](http://EMINENCE.COM)



# Alpha10A Med. Vented Cabinet, Good for Voice PA/BG Practice Amp

By McJerry, Eminence Speaker LLC

Displacement Limited to 50 Watts; semi-full range use ok, for best results use a steep high pass filter set to 50 Hz or higher.

## Box Properties

--Description--

Name:

Type: Vented Box

Shape: Prism, square (optimum)

--Box Parameters--

Vb = 1.8 cu.ft

V(total) = 1.837 cu.ft

Fb = 55 Hz

QL = 7

F3 = 57.05 Hz

Fill = minimal

--Vents--

No. of Vents = 1

Vent shape = round

Vent ends = one flush

Dv = 3.076 in

Lv = 0.75 in

## Driver Properties

--Description--

Name: Alpha-10

Type: Standard one-way driver

Company: Eminence Speaker LLC

Comment: Revised NOV 2005

Piston: Paper cone.

Suspension: Cloth surround.

Dust Cap: Solid composition paper dust cap.

Frame: Pressed steel basket.

Voice Coil: 1.5 inch (38.1 mm) copper.

Magnet: 20 oz ferrite magnet.

--Configuration--

**No. of Drivers = 1**

--Driver Parameters--

Fs = 50 Hz

Qms = 5.21

Vas = 82.2 liters

Xmax = 3.2 mm

Sd = 355.4 sq.cm

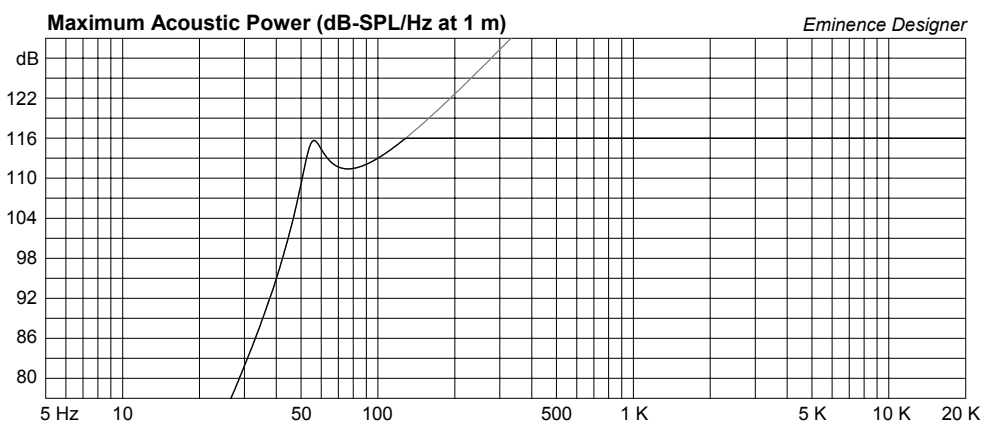
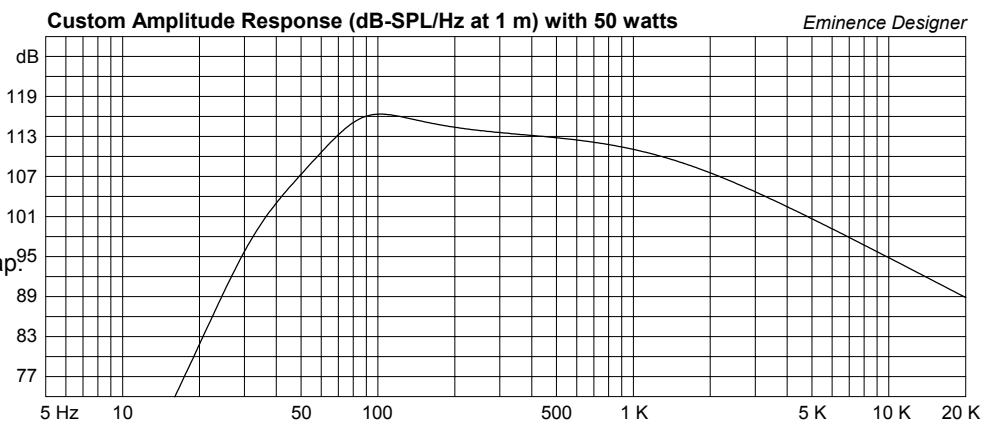
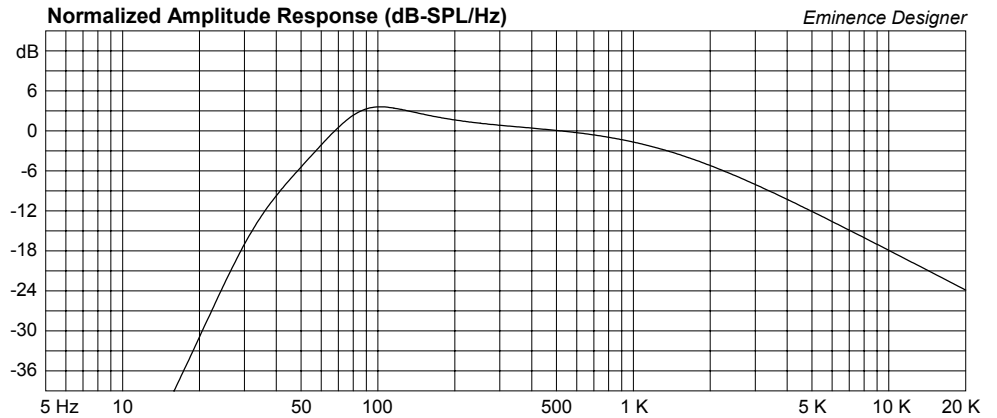
Qes = 0.66

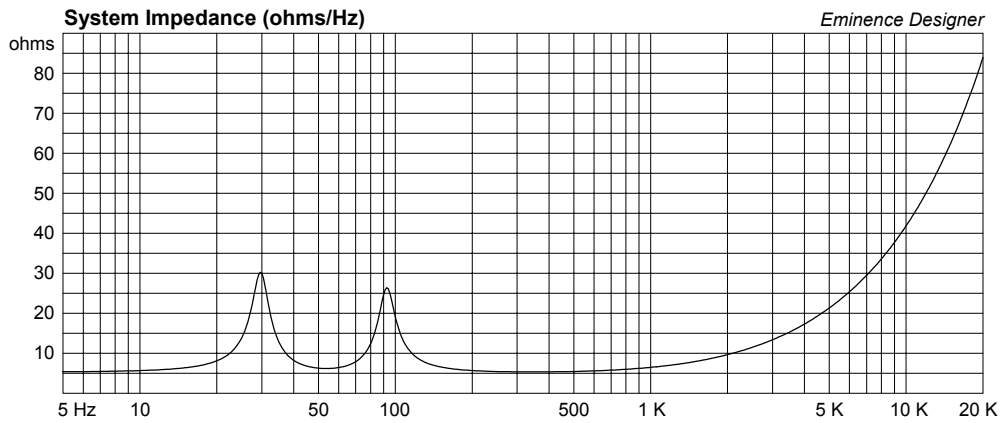
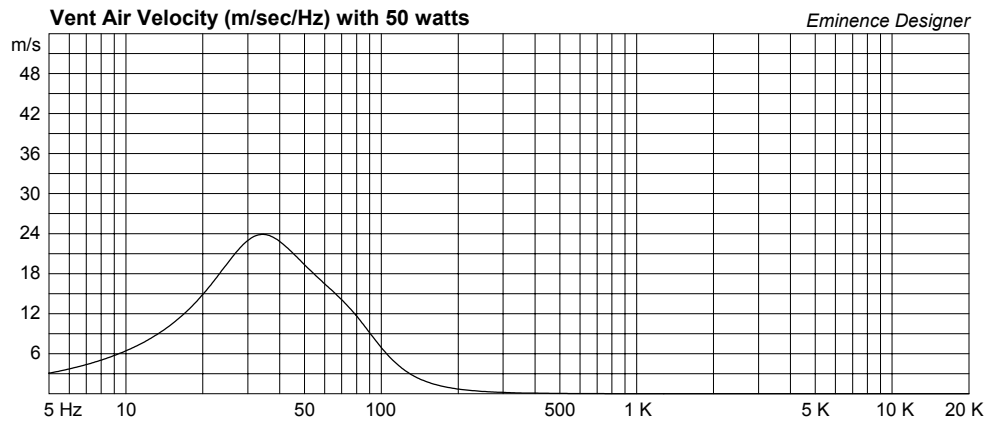
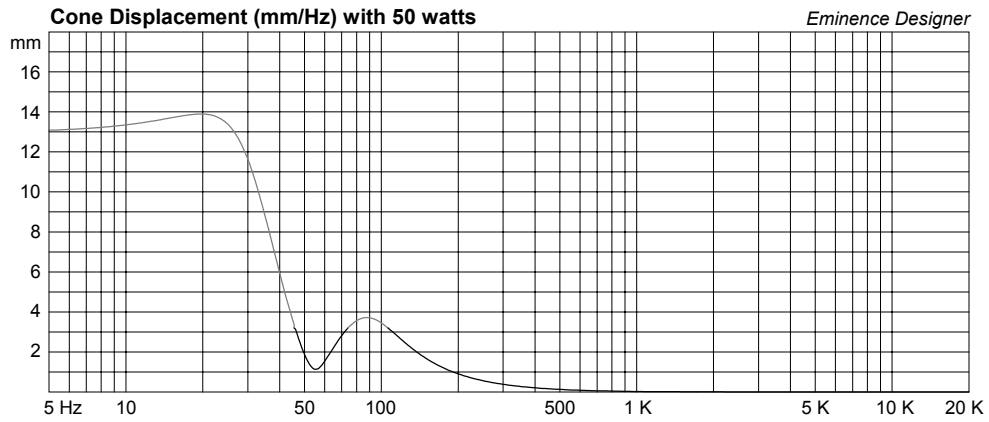
Re = 5.31 ohms

Le = 0.66 mH

Z = 8 ohms

Pe = 150 watts





# Alpha10A Small Sealed Cabinet, Mid High or Small Floor Wedge

By McJerry, Eminence Speaker LLC

150 Watt Thermal Limit; use with a steep high pass filter set to 150 Hz or higher.

## Box Properties

--Description--

Name:

Type: Closed Box

Shape: Prism, square

--Box Parameters--

Vb = 0.29 cu.ft

V(total) = 0.323 cu.ft

Qtc = 1.243

QL = 20

F3 = 113.4 Hz

Fill = heavy

## Driver Properties

--Description--

Name: Alpha-10

Type: Standard one-way driver

Company: Eminence Speaker LLC

Comment: Revised NOV 2005

Piston: Paper cone.

Suspension: Cloth surround.

Dust Cap: Solid paper dust cap.

Frame: Pressed steel basket.

Voice Coil: 1.5 inch (38.1 mm) copper.

Magnet: 20 oz ferrite magnet.

--Configuration--

**No. of Drivers = 1**

--Driver Parameters--

Fs = 50 Hz

Qms = 5.21

Vas = 82.2 liters

Xmax = 3.2 mm

Sd = 355.4 sq.cm

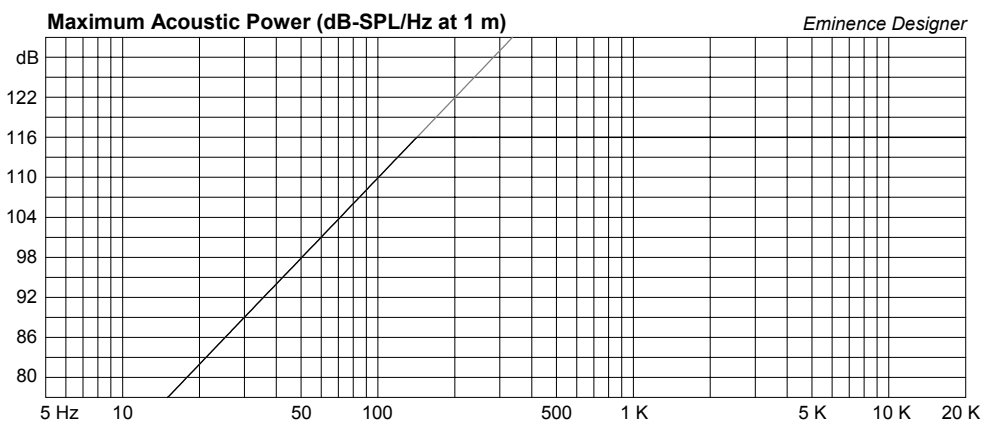
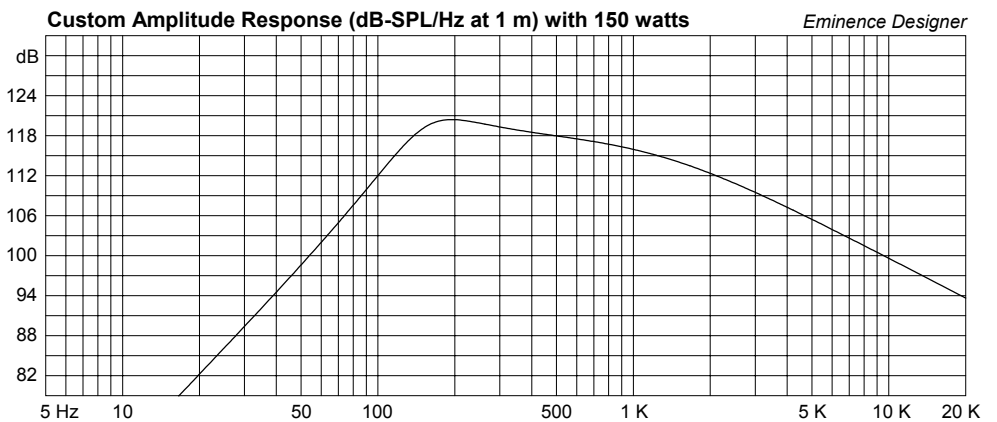
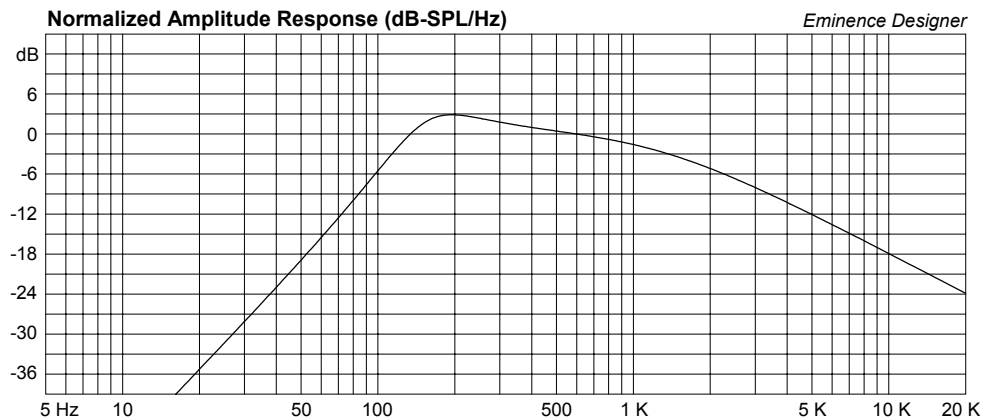
Qes = 0.66

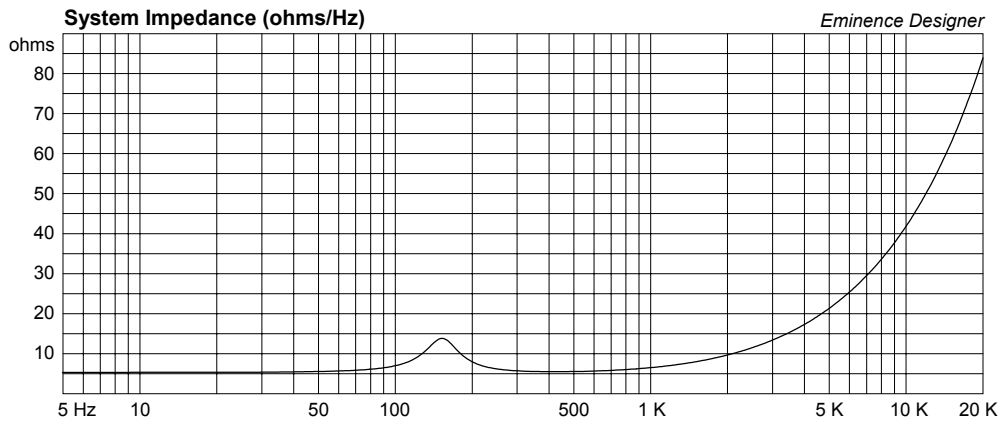
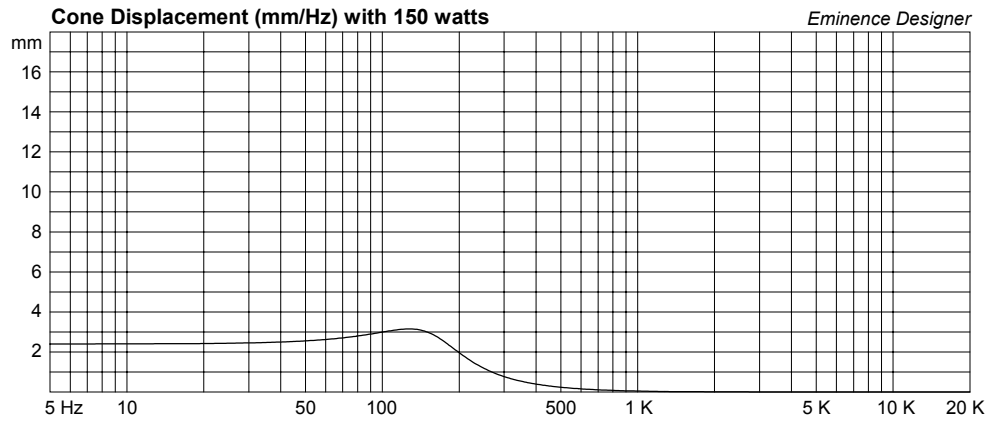
Re = 5.31 ohms

Le = 0.66 mH

Z = 8 ohms

Pe = 150 watts





# Alpha10A Small Vented Cabinet, Small Floor Wedge or Sat.

By McJerry, Eminence Speaker LLC

Displacement Limited to 100 Watts; use a steep high pass filter set to 100 Hz or higher.

## Box Properties

--Description--

Name:

Type: Vented Box

Shape: Prism, square (optimum)

--Box Parameters--

Vb = 1 cu.ft

V(total) = 1.039 cu.ft

Fb = 85 Hz

QL = 7

F3 = 78.4 Hz

Fill = minimal

--Vents--

No. of Vents = 1

Vent shape = round

Vent ends = one flush

Dv = 3.911 in

Lv = 0.75 in

## Driver Properties

--Description--

Name: Alpha-10

Type: Standard one-way driver

Company: Eminence Speaker LLC

Comment: Revised NOV 2005

Piston: Paper cone.

Suspension: Cloth surround.

Dust Cap: Solid composition paper dust cap.

Frame: Pressed steel basket.

Voice Coil: 1.5 inch (38.1 mm) copper.

Magnet: 20 oz ferrite magnet.

--Configuration--

**No. of Drivers = 1**

--Driver Parameters--

Fs = 50 Hz

Qms = 5.21

Vas = 82.2 liters

Xmax = 3.2 mm

Sd = 355.4 sq.cm

Qes = 0.66

Re = 5.31 ohms

Le = 0.66 mH

Z = 8 ohms

Pe = 150 watts

