



SOVEREIGN 8-225

High-power 8" driver ideal for use in pro-sound applications. Works well as a mid in small sealed boxes and as a mid/bass driver in vented boxes.

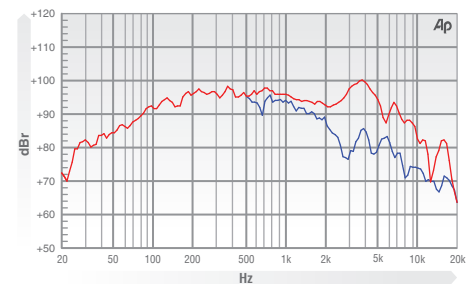
ELECTRO ACOUSTIC SPECIFICATIONS	
Nominal Chassis Diameter	8"
Impedance	8 Ω
Power Handling	225 w (EIA 426A)
Peak Power (6dB Crest Factor)	900 w (EIA 426A)
Usable Frequency Range -6dB	55 Hz - 5 kHz
Sensitivity (1 w - 1 m)	97 dB
Moving Mass inc. Air Load	20
Minimum Impedance Zmin	7.6 Ω
Effective Piston Diameter	6.496" / 165 mm
Peak Displacement Volume of Cone Vd	0.085 litres
Magnet Weight	34 oz
Magnetic Gap Depth	0.31" / 8 mm
Flux Density	1.0 Tesla
Coil Winding Height	0.59" / 15 mm
Voice Coil Diameter	2.0" / 50.8 mm

THIELE SMALL PARAMETERS	
FS Hz	62 Hz
RE Ohms	6.1 Ω
Qms	4.3
Qes	0.42
Qts	0.38
Vas Ltr	22
Vd litres	0.085
CMS (mm/N)	0.34
BL T/m	11
Mms (grms)	20.69
Xmax (mm)	5.5
Sd (cm ²)	213
Efficiency %	1.25
Le (1kHz)	1.47 mH

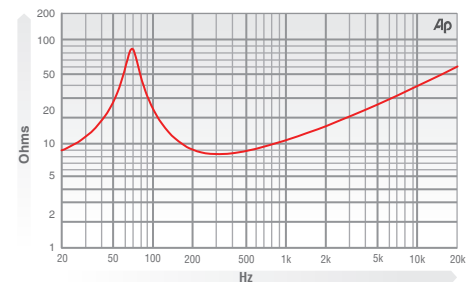
MATERIALS OF CONSTRUCTION	
Former Material	Glass Fibre
Voice Coil	Copper
Magnet Material	Ferrite
Chassis	Steel
Cone	Paper
Surround / Edge Termination	Polyvinyl Damped Dbl. Half Roll Linen
Dust Dome	Paper
Connectors	Solder Tag
Polarity	Positive Voltage at Red Terminal Causes Forward Motion of Cone

MOUNTING / SHIPPING INFORMATION	
Overall Diameter	8.18" / 208 mm
Flange Height	0.27" / 7 mm
Baffle Hole Diameter F/M	7.24" / 184 mm
Baffle Hole Diameter R/M	7.24" / 184 mm
Gasket Supplied	Front & Rear
Fixing Holes	8x 5.5 mm on 7.79" / 197.8 mm PCD
Depth	3.74" / 95 mm
Weight	6.06 lb / 2.75 kg
Recommended Enclosure Volume	0.70 - 1.23 cu ft / 20 - 35 litres
Shipping Weight	6.94 lb / 3.15 kg
Packing Carton Dimensions	130 x 240 x 240 mm

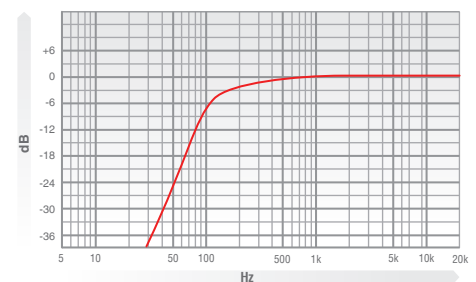
FREQUENCY RESPONSE DATA*



IMPEDANCE



PREDICTED BASS RESPONSE



* Half space response measured in a 975 litre sealed box ** Normalised bass response in 25 litre vented enclosure tuned to 50Hz • Please enquire about alternative impedances. • EIA 426A, power handling test. Pink noise bandpass filtered at 12 dB per octave. Driver mounted in free air, test signal applied at rated power for 8 hours. • Please note that the frequency response measurements are supplied for comparison only and are not a measure of the low frequency performance which may be achieved in a fully optimised system.